



e-AWB performance monitoring

Top 100 Airports Overview – September 2020

To represent, lead and serve the airline industry





Top 100 Airports Overview – List of airports in scope

AKL Auckland, New Zealand	3	EWR Newark, USA	35	MEL Melbourne, Australia	67	YUL Montreal, Canada	99
AMS Amsterdam, Netherlands	4	EZE Buenos Aires, Argentina	36	MEX Mexico City, Mexico	68	YVR Vancouver, Canada	100
ARN Stockholm, Sweden	5	FCO Rome, Italy	37	MIA Miami, USA	69	YYZ Toronto, Canada	101
ATH Athens, Greece	6	FRA Frankfurt, Germany	38	MMX Malmo, Sweden	70	ZRH Zurich, Switzerland	102
ATL Atlanta, USA	7	FUK Fukuoka, Japan	39	MNL Manila, Philippines	71		
AUH Abu Dhabi, United Arab Emirates	8	GDL Guadalajara, Mexico	40	MUC Munich, Germany	72		
BCN Barcelona, Spain and Canary Islands	9	GLA Glasgow, United Kingdom	41	MXP Milan, Italy	73		
BKK Bangkok, Thailand	10	GRU Sao Paulo, Brazil	42	NBO Nairobi, Kenya	74		
BLL Billund, Denmark	11	GVA Geneva, Switzerland	43	NGO Nagoya, Japan	75		
BLR Bengaluru, India	12	HAJ Hannover, Germany	44	NRT Tokyo, Japan	76		
BNE Brisbane, Australia	13	HAM Hamburg, Germany	45	NUE Nuremberg, Germany	77		
BOG Bogota, Colombia	14	HEL Helsinki, Finland	46	ORD Chicago, USA	78		
BOM Mumbai, India	15	HKG Hong Kong, Hong Kong (SAR), China	47	OSL Oslo, Norway	79		
BOS Boston, USA	16	HND Tokyo, Japan	48	PEK Beijing, People's Republic of China	80		
BRU Brussels, Belgium	17	IAD Washington, USA	49	PEN Penang, Malaysia	81		
BSL Basel/Mulhouse, Switzerland	18	IAH Houston, USA	50	PER Perth, Australia	82		
BUD Budapest, Hungary	19	ICN Seoul, Korea, Republic of	51	PRG Prague, Czech Republic	83		
CAI Cairo, Egypt	20	IST Istanbul, Turkey	52	PUS Busan, Korea, Republic of	84		
CAN Guangzhou, People's Republic of China	21	JED Jeddah, Saudi Arabia	53	PVG Shanghai, People's Republic of China	85		
CDG Paris, France	22	JFK New York, USA	54	RUH Riyadh, Saudi Arabia	86		
CMB Colombo, Sri Lanka	23	JNB Johannesburg, South Africa	55	SCL Santiago, Chile	87		
COK Kochi, India	24	KHH Kaohsiung, Chinese Taipei	56	SEA Seattle, USA	88		
CPH Copenhagen, Denmark	25	KIX Osaka, Japan	57	SFO San Francisco, USA	89		
CPT Cape Town, South Africa	26	KUL Kuala Lumpur, Malaysia	58	SIN Singapore, Singapore	90		
DEL Delhi, India	27	LAX Los Angeles, USA	59	STR Stuttgart, Germany	91		
DFW Dallas/Ft Worth, USA	28	LHR London, United Kingdom	60	SYD Sydney, Australia	92		
DMM Dammam, Saudi Arabia	29	LIM Lima, Peru	61	TLV Tel Aviv-Yafo, Israel	93		
DOH Doha, Qatar	30	LUX Luxembourg, Luxembourg	62	TPE Taipei, Chinese Taipei	94		
DUB Dublin, Ireland	31	LYS Lyon, France	63	TXL Berlin, Germany	95		
DUS Duesseldorf, Germany	32	MAA Chennai, India	64	UIO Quito, Ecuador	96		
DWC Dubai, United Arab Emirates	33	MAD Madrid, Spain and Canary Islands	65	VIE Vienna, Austria	97		
DXB Dubai, United Arab Emirates	34	MAN Manchester, United Kingdom	66	WA Warsaw, Poland	98		

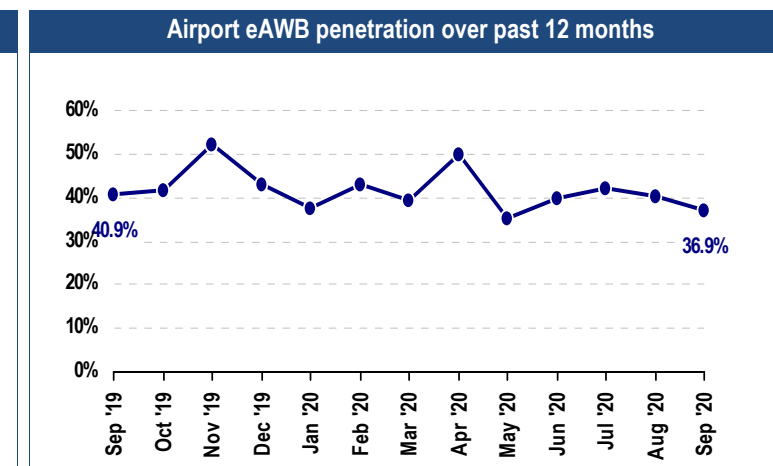
eAWB Airport Overview - September 2020



AIRPORT	CITY	COUNTRY	REGION	MP4 / MC99	SOP
AKL - Auckland Int'l	AKL - Auckland	NZ - New Zealand	Asia Pacific	Both	

Volume	
	(e)AWB
Total AWB	5,066
eAWB Network	2,374
eAWB Actual	877
eAWB Potential	1,497

eAWB penetration and change vs previous month		
	eAWB penetration %	Change p.p.
Auckland Int'l	36.9%	-3.5 p.p.
New Zealand	38.7%	-1.3 p.p.
Asia Pacific	66.7%	-2.0 p.p.



Top Airlines by eAWB penetration		
Rank	Airline	eAWB Penetration %
1	UA - United Airlines	70.0%
2	SQ - Singapore Airlines	65.2%
3	CX - Cathay Pacific	56.8%
4	QR - Qatar Airways	53.1%
5	5X - UPS Airlines	45.7%
6	TK - THY - Turkish Airlines	20.0%
7	EK - Emirates	17.7%
8	QF - Qantas	0.0%
9	CI - China Airlines	0.0%
10	EY - Etihad Airways	0.0%

Top FF Groups by eAWB penetration (from top 20 by volume)		
Rank	FF Group	eAWB Penetration %
1	DGF - DHL GLOBAL FORWARDING	89.8%
2	SCHENKER	81.3%
3	TNT EXPRESS	79.5%
4	DSV AIR & SEA	72.7%
5	TOLL GROUP	68.3%
6	HELLMANN WORLDWIDE LOGISTICS	61.0%
7	AIR MENZIES INTL	48.7%
8	WORLD COURIER	45.9%
9	GVI - GORDON VERNEL INTL LOGS	41.6%
10	FLIWAY TRANSPORT	40.6%

MeA and eAWB status at airport					
Who	Count	Signed MeA	%	Does eAWB	%
Airlines	23	17	73.9%	7	30.4%
FF Groups	50	28	56.0%	31	62.0%

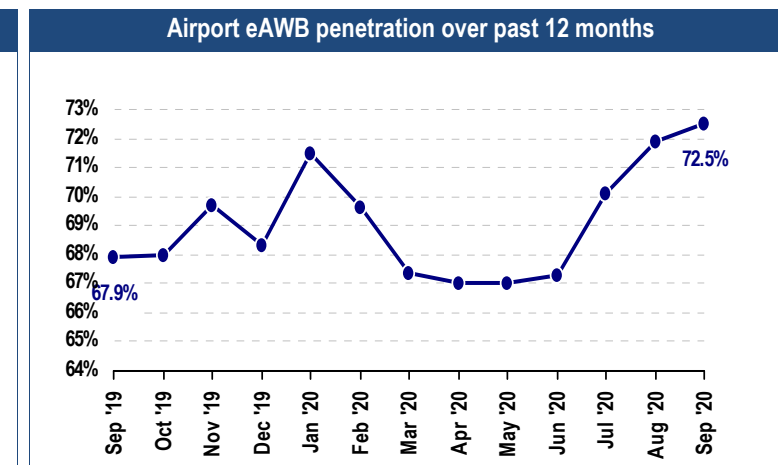
eAWB Airport Overview - September 2020



AIRPORT	CITY	COUNTRY	REGION	MP4 / MC99	SOP
AMS - Schiphol Airport	SPL - Amsterdam	NL - Netherlands	Europe	Both	Yes

Volume	
	(e)AWB
Total AWB	44,687
eAWB Network	34,189
eAWB Actual	24,804
eAWB Potential	9,385

eAWB penetration and change vs previous month		
	eAWB penetration %	Change p.p.
Schiphol Airport	72.5%	+0.6 p.p.
Netherlands	72.2%	+0.5 p.p.
Europe	63.2%	-0.5 p.p.



Top Airlines by eAWB penetration		
Rank	Airline	eAWB Penetration %
1	KE - Korean Air	98.8%
2	SQ - Singapore Airlines	95.9%
3	KL - KLM	94.7%
4	AF - Air France	94.4%
5	EY - Etihad Airways	86.2%
6	CI - China Airlines	83.3%
7	AA - American Airlines	81.5%
8	CX - Cathay Pacific	79.5%
9	UA - United Airlines	77.7%
10	SV - Saudi Arabian Airlines	73.3%

Top FF Groups by eAWB penetration (from top 20 by volume)		
Rank	FF Group	eAWB Penetration %
1	HELLMANN WORLDWIDE LOGISTICS	96.4%
2	KDS CARGO	95.9%
3	EXPEDITORS GROUP	95.6%
4	VCK LOGISTICS AIRFREIGHT	93.6%
5	COPEX AIR CARGO	93.5%
6	RHENUS AIR	91.8%
7	NIPPON EXPRESS	90.9%
8	CEVA GROUP	89.1%
9	BEST GLOBAL LOGISTICS	86.8%
10	FAST FORWARD FREIGHT	84.9%

MeA and eAWB status at airport					
Who	Count	Signed MeA	%	Does eAWB	%
Airlines	72	44	61.1%	26	36.1%
FF Groups	245	140	57.1%	196	80.0%

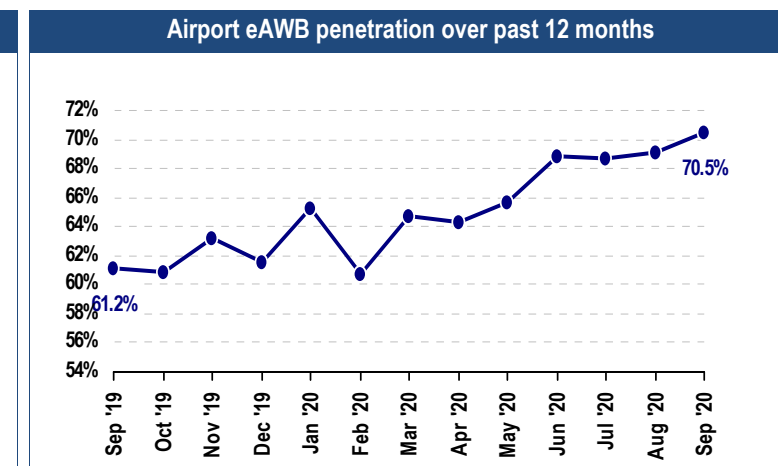
eAWB Airport Overview - September 2020



AIRPORT	CITY	COUNTRY	REGION	MP4 / MC99	SOP
ARN - Arlanda	STO - Stockholm	SE - Sweden	Europe	Both	Yes

Volume	
	(e)AWB
Total AWB	4,642
eAWB Network	3,570
eAWB Actual	2,516
eAWB Potential	1,054

eAWB penetration and change vs previous month		
	eAWB penetration %	Change p.p.
Arlanda	70.5%	+1.4 p.p.
Sweden	69.0%	-0.5 p.p.
Europe	63.2%	-0.5 p.p.



Top Airlines by eAWB penetration		
Rank	Airline	eAWB Penetration %
1	KE - Korean Air	96.4%
2	KL - KLM	94.1%
3	SQ - Singapore Airlines	93.2%
4	AF - Air France	89.2%
5	LH - Lufthansa Cargo	83.2%
6	BA - IAG - British Airways	77.1%
7	QR - Qatar Airways	74.4%
8	IB - IAG - IBERIA	58.3%
9	CV - Cargolux	55.8%
10	TK - THY - Turkish Airlines	51.9%

Top FF Groups by eAWB penetration (from top 20 by volume)		
Rank	FF Group	eAWB Penetration %
1	WORLD COURIER	94.7%
2	SCHENKER	93.7%
3	DGF - DHL GLOBAL FORWARDING	92.7%
4	AGILITY	88.0%
5	GEODIS	84.3%
6	EXPEDITORS GROUP	79.5%
7	NTEX	74.5%
8	KUEHNE + NAGEL	73.7%
9	APC LOGS	73.1%
10	YUSEN	72.2%

MeA and eAWB status at airport					
Who	Count	Signed MeA	%	Does eAWB	%
Airlines	41	34	82.9%	16	39.0%
FF Groups	60	50	83.3%	45	75.0%

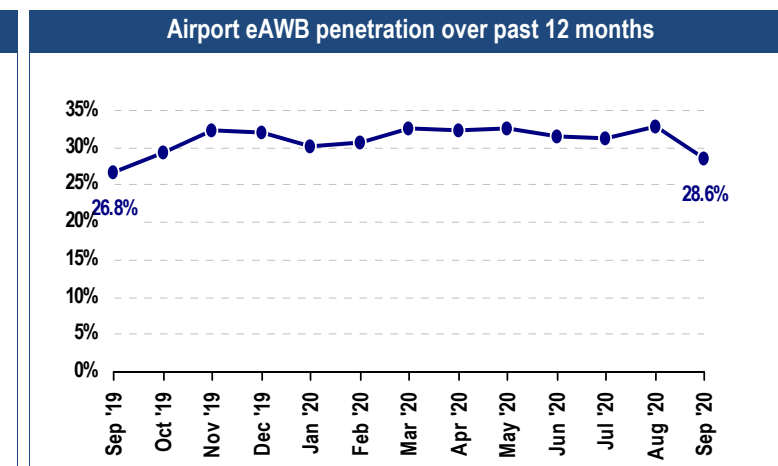
eAWB Airport Overview - September 2020



AIRPORT	CITY	COUNTRY	REGION	MP4 / MC99	SOP
ATH - Eleftherios Venizelos	ATH - Athens	GR - Greece	Europe	Both	

Volume	
	(e)AWB
Total AWB	4,305
eAWB Network	3,071
eAWB Actual	877
eAWB Potential	2,194

eAWB penetration and change vs previous month		
	eAWB penetration %	Change p.p.
Eleftherios Venizelos	28.6%	-4.3 p.p.
Greece	28.4%	-4.3 p.p.
Europe	63.2%	-0.5 p.p.



Top Airlines by eAWB penetration		
Rank	Airline	eAWB Penetration %
1	KL - KLM	74.9%
2	AF - Air France	68.7%
3	LX - SWISS	38.8%
4	EY - Etihad Airways	38.1%
5	QR - Qatar Airways	30.6%
6	IB - IAG - IBERIA	30.0%
7	LH - Lufthansa Cargo	23.7%
8	TK - THY - Turkish Airlines	20.5%
9	5X - UPS Airlines	19.4%
10	BA - IAG - British Airways	14.4%

Top FF Groups by eAWB penetration (from top 20 by volume)		
Rank	FF Group	eAWB Penetration %
1	DGF - DHL GLOBAL FORWARDING	87.7%
2	GOLDEN CARGO	81.9%
3	SCHENKER	69.8%
4	DSV AIR & SEA	53.3%
5	SKYWAY AIR CARGO	52.5%
6	LYMBERPA	45.5%
7	GREEK AIR CARGO	44.9%
8	KUEHNE + NAGEL	26.9%
9	FAST FORWARD FREIGHT	25.6%
10	SPEED AIR CARGO & COURIER	20.1%

MeA and eAWB status at airport					
Who	Count	Signed MeA	%	Does eAWB	%
Airlines	19	14	73.7%	10	52.6%
FF Groups	44	16	36.4%	17	38.6%

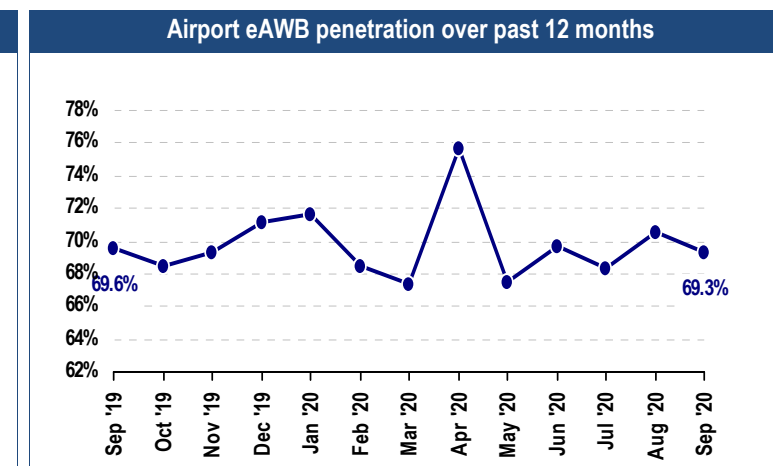
eAWB Airport Overview - September 2020



AIRPORT	CITY	COUNTRY	REGION	MP4 / MC99	SOP
ATL - William B Hartsfield	ATL - Atlanta	US - USA	The Americas	Both	Yes

Volume	
	(e)AWB
Total AWB	11,938
eAWB Network	9,632
eAWB Actual	6,675
eAWB Potential	2,957

eAWB penetration and change vs previous month		
	eAWB penetration %	Change p.p.
William B Hartsfield	69.3%	-1.3 p.p.
USA	58.9%	-0.5 p.p.
The Americas	53.8%	-0.8 p.p.



Top Airlines by eAWB penetration		
Rank	Airline	eAWB Penetration %
1	AF - Air France	88.8%
2	QR - Qatar Airways	86.7%
3	KL - KLM	85.6%
4	CX - Cathay Pacific	83.1%
5	UA - United Airlines	77.1%
6	LH - Lufthansa Cargo	76.4%
7	KZ - Nippon Cargo Airlines (NCA)	76.1%
8	KE - Korean Air	74.7%
9	NH - All Nippon Airways	72.0%
10	SQ - Singapore Airlines	70.4%

Top FF Groups by eAWB penetration (from top 20 by volume)		
Rank	FF Group	eAWB Penetration %
1	JAS FORWARDING	97.4%
2	NIPPON EXPRESS	95.8%
3	UPS - UNITED PARCEL SERVICE	94.8%
4	DGF - DHL GLOBAL FORWARDING	94.2%
5	SCHENKER	92.6%
6	EXPEDITORS GROUP	92.1%
7	EMO TRANS	90.0%
8	CEVA GROUP	89.8%
9	YUSEN	87.6%
10	BOLLORE	86.8%

MeA and eAWB status at airport					
Who	Count	Signed MeA	%	Does eAWB	%
Airlines	53	36	67.9%	23	43.4%
FF Groups	374	209	55.9%	187	50.0%

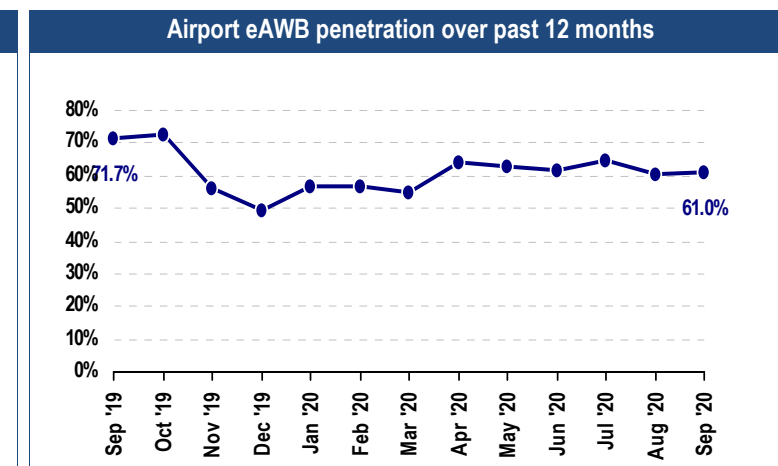
eAWB Airport Overview - September 2020



AIRPORT	CITY	COUNTRY	REGION	MP4 / MC99	SOP
AUH - Abu Dhabi Int'l	AUH - Abu Dhabi	AE - United Arab Emirates	Middle East	Both	Yes

Volume	(e)AWB
Total AWB	973
eAWB Network	920
eAWB Actual	561
eAWB Potential	359

eAWB penetration and change vs previous month		
	eAWB penetration %	Change p.p.
Abu Dhabi Int'l	61.0%	+0.5 p.p.
United Arab Emirates	94.0%	+0.9 p.p.
Middle East	82.0%	+0.1 p.p.



Top Airlines by eAWB penetration		
Rank	Airline	eAWB Penetration %
1	EY - Etihad Airways	62.2%
2	BA - IAG - British Airways	54.0%
3	5X - UPS Airlines	50.0%
4	EK - Emirates	47.7%

Top FF Groups by eAWB penetration (from top 20 by volume)		
Rank	FF Group	eAWB Penetration %
1	DGF - DHL GLOBAL FORWARDING	100.0%
2	AL KHOORY INTL GROUP	100.0%
3	SKY BRIDGE FRT SOLUTIONS	100.0%
4	CONSOLIDATED SHIPPING SERVICES	100.0%
5	MATRIX	100.0%
6	MEA - MIDDLE EAST AIR CARGO	100.0%
7	MOHAMED AL KATHERI CARGO	100.0%
8	MICCO - MAZROUI INTL CARGO CO	100.0%
9	AIRLINK INTL	100.0%
10	EY - ETIHAD	97.5%

MeA and eAWB status at airport					
Who	Count	Signed MeA	%	Does eAWB	%
Airlines	9	9	100.0%	7	77.8%
FF Groups	27	13	48.1%	24	88.9%

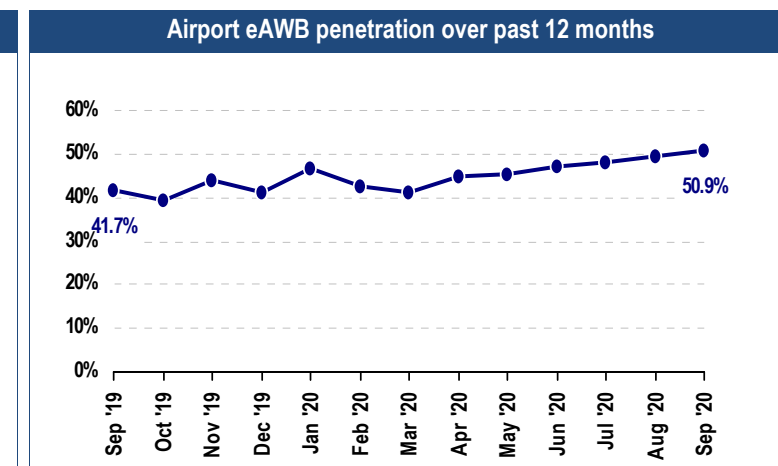
eAWB Airport Overview - September 2020



AIRPORT	CITY	COUNTRY	REGION	MP4 / MC99	SOP
BCN - Airport	BCN - Barcelona	ES - Spain and Canary Islands	Europe	Both	

Volume	
	(e)AWB
Total AWB	6,944
eAWB Network	5,889
eAWB Actual	2,996
eAWB Potential	2,893

eAWB penetration and change vs previous month		
	eAWB penetration %	Change p.p.
Airport	50.9%	+1.4 p.p.
Spain and Canary Islands	54.1%	+0.8 p.p.
Europe	63.2%	-0.5 p.p.



Top Airlines by eAWB penetration		
Rank	Airline	eAWB Penetration %
1	KE - Korean Air	98.1%
2	SV - Saudi Arabian Airlines	88.6%
3	EY - Etihad Airways	76.9%
4	AF - Air France	74.6%
5	KL - KLM	71.2%
6	QR - Qatar Airways	70.1%
7	LH - Lufthansa Cargo	54.7%
8	CV - Cargolux	49.0%
9	TK - THY - Turkish Airlines	41.9%
10	LX - SWISS	40.8%

Top FF Groups by eAWB penetration (from top 20 by volume)		
Rank	FF Group	eAWB Penetration %
1	GEODIS	100.0%
2	FLF - FASHION LOGISTIC FORWARDERS (INDITEX)	100.0%
3	CEVA GROUP	100.0%
4	EXPEDITORS GROUP	97.7%
5	SCHENKER	96.1%
6	NIPPON EXPRESS	93.7%
7	BOLLORE	93.1%
8	DACHSER	84.8%
9	HELLMANN WORLDWIDE LOGISTICS	84.5%
10	NEWBLOCK	81.8%

MeA and eAWB status at airport					
Who	Count	Signed MeA	%	Does eAWB	%
Airlines	52	33	63.5%	17	32.7%
FF Groups	144	61	42.4%	78	54.2%

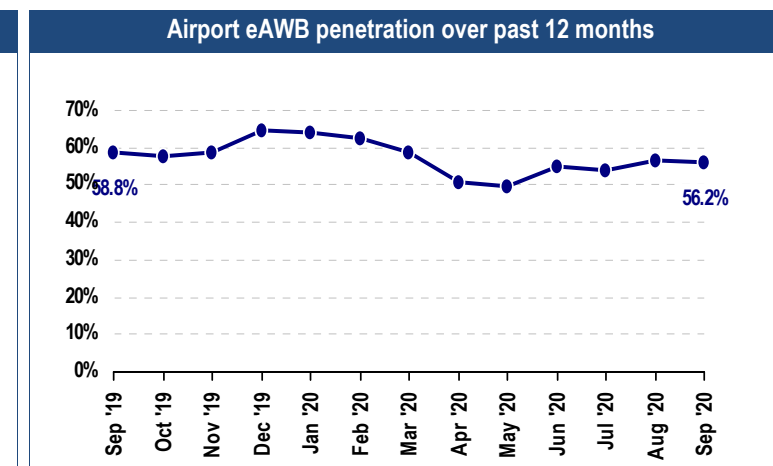
eAWB Airport Overview - September 2020



AIRPORT	CITY	COUNTRY	REGION	MP4 / MC99	SOP
BKK - Bangkok Int'l	BKK - Bangkok	TH - Thailand	Asia Pacific	NONE	

Volume	
	(e)AWB
Total AWB	23,379
eAWB Network	20,187
eAWB Actual	11,353
eAWB Potential	8,834

eAWB penetration and change vs previous month		
	eAWB penetration %	Change p.p.
Bangkok Int'l	56.2%	-0.5 p.p.
Thailand	56.2%	-0.5 p.p.
Asia Pacific	66.7%	-2.0 p.p.



Top Airlines by eAWB penetration		
Rank	Airline	eAWB Penetration %
1	EY - Etihad Airways	97.3%
2	KL - KLM	93.5%
3	AF - Air France	93.4%
4	CX - Cathay Pacific	92.3%
5	NH - All Nippon Airways	89.7%
6	QR - Qatar Airways	89.2%
7	LX - SWISS	87.1%
8	LH - Lufthansa Cargo	81.8%
9	TK - THY - Turkish Airlines	66.6%
10	BR - EVA Air	61.6%

Top FF Groups by eAWB penetration (from top 20 by volume)		
Rank	FF Group	eAWB Penetration %
1	EXPEDITORS GROUP	95.3%
2	KWE - KINTETSU WORLD EXPRESS	92.4%
3	SCHENKER	88.4%
4	AGILITY	87.1%
5	NIPPON EXPRESS	85.4%
6	CEVA GROUP	80.1%
7	DSV AIR & SEA	76.5%
8	MULTI AIR SERVICES	75.1%
9	UPS - UNITED PARCEL SERVICE	75.1%
10	DGF - DHL GLOBAL FORWARDING	71.7%

MeA and eAWB status at airport					
Who	Count	Signed MeA	%	Does eAWB	%
Airlines	28	27	96.4%	21	75.0%
FF Groups	105	63	60.0%	70	66.7%

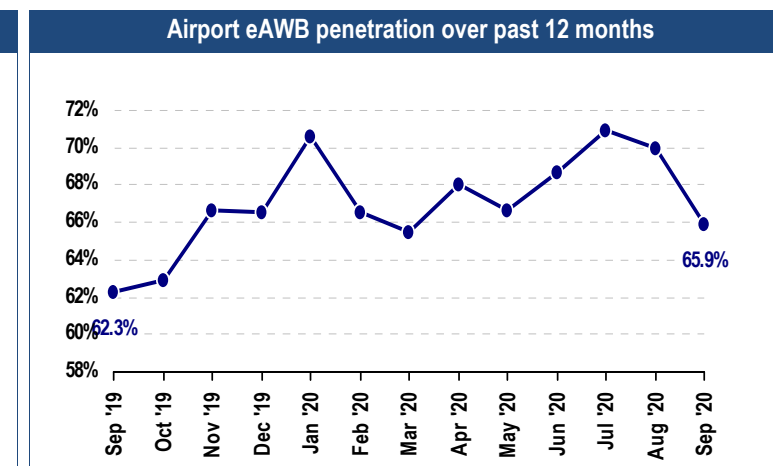
eAWB Airport Overview - September 2020



AIRPORT	CITY	COUNTRY	REGION	MP4 / MC99	SOP
BLL - Billund	BLL - Billund	DK - Denmark	Europe	Both	

Volume	
	(e)AWB
Total AWB	3,600
eAWB Network	3,070
eAWB Actual	2,023
eAWB Potential	1,047

eAWB penetration and change vs previous month		
	eAWB penetration %	Change p.p.
Billund	65.9%	-4.1 p.p.
Denmark	67.2%	-3.6 p.p.
Europe	63.2%	-0.5 p.p.



Top Airlines by eAWB penetration		
Rank	Airline	eAWB Penetration %
1	KL - KLM	95.0%
2	AF - Air France	91.1%
3	QR - Qatar Airways	90.8%
4	SQ - Singapore Airlines	83.5%
5	IB - IAG - IBERIA	83.3%
6	LH - Lufthansa Cargo	64.1%
7	BA - IAG - British Airways	54.2%
8	CV - Cargolux	54.0%
9	5X - UPS Airlines	50.0%
10	TK - THY - Turkish Airlines	38.3%

Top FF Groups by eAWB penetration (from top 20 by volume)		
Rank	FF Group	eAWB Penetration %
1	DHL	100.0%
2	UPS - UNITED PARCEL SERVICE	100.0%
3	SCAN GLOBAL LOGISTIC	99.1%
4	INTER-SCAN AIRFREIGHT	91.7%
5	SCHENKER	86.6%
6	GEODIS	83.4%
7	DSV AIR & SEA	81.7%
8	HECKSHER LINEAGENTURER	81.1%
9	GREENCARRIER	80.6%
10	DGF - DHL GLOBAL FORWARDING	78.8%

MeA and eAWB status at airport					
Who	Count	Signed MeA	%	Does eAWB	%
Airlines	38	32	84.2%	18	47.4%
FF Groups	48	40	83.3%	35	72.9%

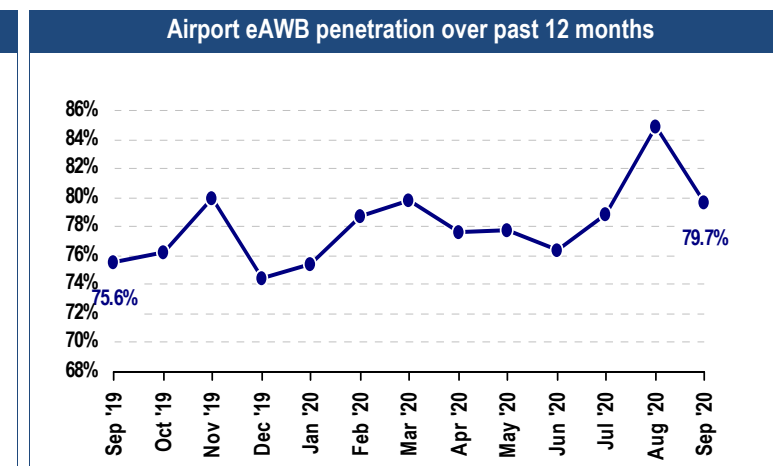
eAWB Airport Overview - September 2020



AIRPORT	CITY	COUNTRY	REGION	MP4 / MC99	SOP
BLR - Hindustan	BLR - Bengaluru	IN - India	Asia Pacific	MC99	

Volume	(e)AWB
Total AWB	6,827
eAWB Network	6,706
eAWB Actual	5,344
eAWB Potential	1,362

eAWB penetration and change vs previous month		
	eAWB penetration %	Change p.p.
Hindustan	79.7%	-5.2 p.p.
India	71.8%	-4.5 p.p.
Asia Pacific	66.7%	-2.0 p.p.



Top Airlines by eAWB penetration		
Rank	Airline	eAWB Penetration %
1	LH - Lufthansa Cargo	99.6%
2	CX - Cathay Pacific	99.2%
3	SV - Saudi Arabian Airlines	98.6%
4	QR - Qatar Airways	96.7%
5	EY - Etihad Airways	96.3%
6	BA - IAG - British Airways	91.4%
7	SQ - Singapore Airlines	88.5%
8	TK - THY - Turkish Airlines	74.4%
9	5X - UPS Airlines	61.1%
10	EK - Emirates	57.3%

Top FF Groups by eAWB penetration (from top 20 by volume)		
Rank	FF Group	eAWB Penetration %
1	BOLLORE	98.0%
2	SCHENKER	96.5%
3	DSV AIR & SEA	95.4%
4	EXPO FREIGHT	95.0%
5	DGF - DHL GLOBAL FORWARDING	94.9%
6	TRIO SHIPPING SRVCS	93.6%
7	JEENA & CO	92.1%
8	KWE - KINTETSU WORLD EXPRESS	92.0%
9	SKYWAYS AIR SERVICES	90.4%
10	FLY JAC LOGISTICS	89.9%

MeA and eAWB status at airport					
Who	Count	Signed MeA	%	Does eAWB	%
Airlines	14	13	92.9%	11	78.6%
FF Groups	110	84	76.4%	98	89.1%

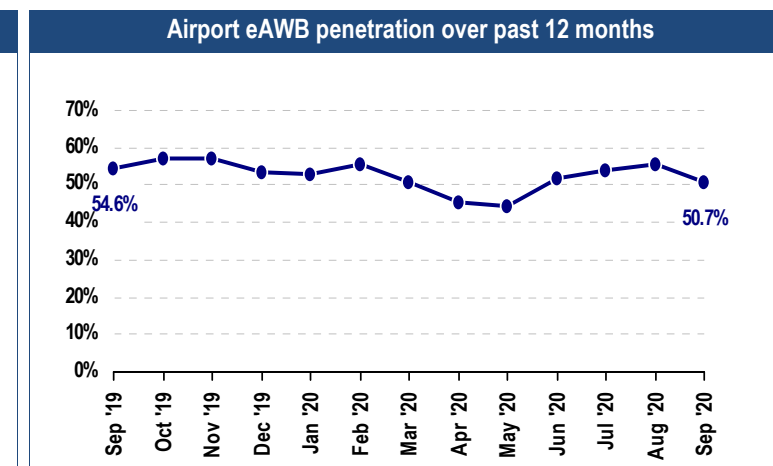
eAWB Airport Overview - September 2020



AIRPORT	CITY	COUNTRY	REGION	MP4 / MC99	SOP
BNE - Brisbane Int'l	BNE - Brisbane	AU - Australia	Asia Pacific	Both	Yes

Volume	(e)AWB
Total AWB	3,106
eAWB Network	1,957
eAWB Actual	993
eAWB Potential	964

eAWB penetration and change vs previous month		
	eAWB penetration %	Change p.p.
Brisbane Int'l	50.7%	-4.8 p.p.
Australia	62.4%	-2.3 p.p.
Asia Pacific	66.7%	-2.0 p.p.



Top Airlines by eAWB penetration		
Rank	Airline	eAWB Penetration %
1	EY - Etihad Airways	97.6%
2	SQ - Singapore Airlines	93.1%
3	CX - Cathay Pacific	86.5%
4	JL - Japan Airlines	70.0%
5	QR - Qatar Airways	65.9%
6	5X - UPS Airlines	47.3%
7	AA - American Airlines	45.3%
8	QF - Qantas	45.3%
9	EK - Emirates	12.6%
10	CI - China Airlines	2.2%

Top FF Groups by eAWB penetration (from top 20 by volume)		
Rank	FF Group	eAWB Penetration %
1	HELLMANN WORLDWIDE LOGISTICS	89.3%
2	AIR MENZIES INTL	86.7%
3	ITM - INTL TRADE MANAGEMENT	80.0%
4	TNT	75.0%
5	GEODIS	72.7%
6	PFS - PENTAGON FREIGHT SERVICES	66.7%
7	MAINFREIGHT	64.7%
8	EXPEDITORS GROUP	63.2%
9	SCHENKER	63.2%
10	CT FREIGHT	58.7%

MeA and eAWB status at airport					
Who	Count	Signed MeA	%	Does eAWB	%
Airlines	22	18	81.8%	9	40.9%
FF Groups	92	72	78.3%	52	56.5%

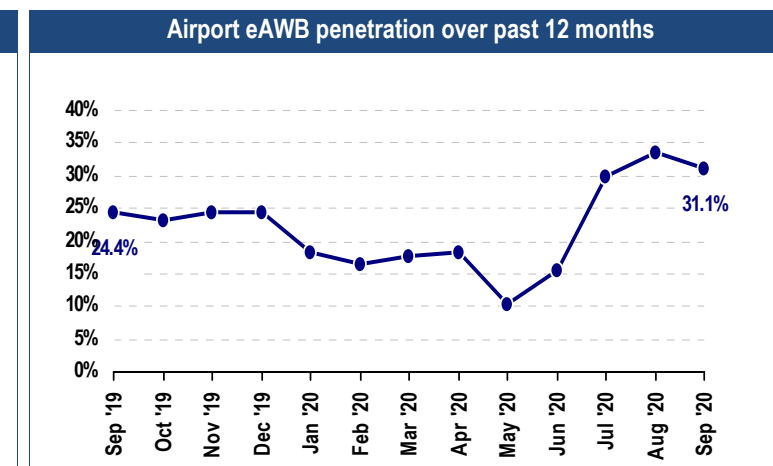
eAWB Airport Overview - September 2020



AIRPORT	CITY	COUNTRY	REGION	MP4 / MC99	SOP
BOG - Eldorado	BOG - Bogota	CO - Colombia	The Americas	Both	Yes

Volume	
	(e)AWB
Total AWB	8,376
eAWB Network	3,375
eAWB Actual	1,050
eAWB Potential	2,325

eAWB penetration and change vs previous month		
	eAWB penetration %	Change p.p.
Eldorado	31.1%	-2.4 p.p.
Colombia	27.3%	-2.0 p.p.
The Americas	53.8%	-0.8 p.p.



Top Airlines by eAWB penetration		
Rank	Airline	eAWB Penetration %
1	KL - KLM	80.5%
2	UA - United Airlines	75.0%
3	AF - Air France	40.7%
4	TK - THY - Turkish Airlines	27.0%
5	IB - IAG - IBERIA	19.7%
6	5X - UPS Airlines	14.1%
7	LA - LAN Airlines	7.5%
8	QR - Qatar Airways	0.0%
9	CX - Cathay Pacific	0.0%
10	EK - Emirates	0.0%

Top FF Groups by eAWB penetration (from top 20 by volume)		
Rank	FF Group	eAWB Penetration %
1	SUNRISE CARGO	61.5%
2	TRANSFLORA CARGO	61.4%
3	DGF - DHL GLOBAL FORWARDING	58.3%
4	KUEHNE + NAGEL	48.6%
5	GEODIS	46.7%
6	CARGO LOGISTIC SYSTEMS	41.5%
7	DSV AIR & SEA	15.4%
8	REAL CARGA	9.4%
9	TRANSPORTAR CARGO LOGISTICS	0.0%
10	TMA - TRANSPORTE MARITIMO Y AEREO DE CARGA	0.0%

MeA and eAWB status at airport					
Who	Count	Signed MeA	%	Does eAWB	%
Airlines	29	21	72.4%	7	24.1%
FF Groups	78	44	56.4%	14	17.9%

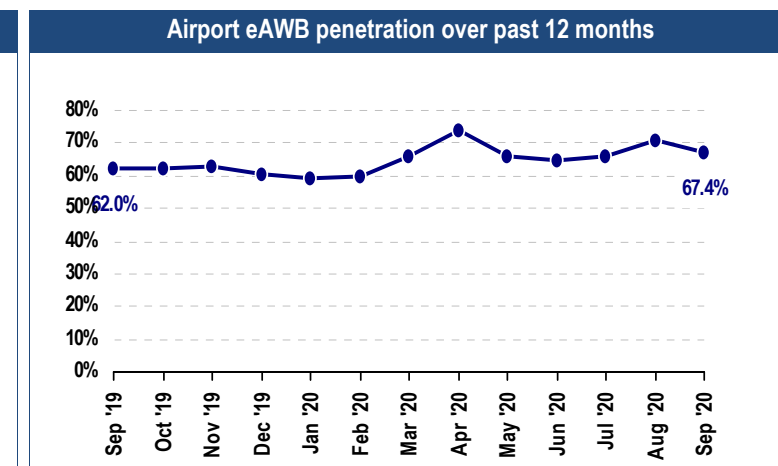


eAWB Airport Overview - September 2020

AIRPORT	CITY	COUNTRY	REGION	MP4 / MC99	SOP
BOM - Chhatrapati Shivaji	BOM - Mumbai	IN - India	Asia Pacific	MC99	Yes

Volume	
	(e)AWB
Total AWB	17,685
eAWB Network	17,461
eAWB Actual	11,770
eAWB Potential	5,691

eAWB penetration and change vs previous month		
	eAWB penetration %	Change p.p.
Chhatrapati Shivaji	67.4%	-3.6 p.p.
India	71.8%	-4.5 p.p.
Asia Pacific	66.7%	-2.0 p.p.



Top Airlines by eAWB penetration		
Rank	Airline	eAWB Penetration %
1	ET - Ethiopian Airlines	99.9%
2	CX - Cathay Pacific	99.9%
3	QR - Qatar Airways	99.2%
4	SQ - Singapore Airlines	98.2%
5	BA - IAG - British Airways	94.3%
6	LH - Lufthansa Cargo	93.5%
7	EY - Etihad Airways	92.3%
8	TK - THY - Turkish Airlines	79.8%
9	LX - SWISS	79.6%
10	UA - United Airlines	69.7%

Top FF Groups by eAWB penetration (from top 20 by volume)		
Rank	FF Group	eAWB Penetration %
1	DHL EXPRESS	99.7%
2	SCHENKER	92.2%
3	BV CHINAI & CO	85.7%
4	DGF - DHL GLOBAL FORWARDING	85.6%
5	SHRI SWAMI SAMARTH AIRFREIGHT	84.2%
6	MAGNUM CARGO	83.6%
7	DSV AIR & SEA	80.4%
8	SKYLINK FREIGHT FORWARDERS	78.4%
9	EXPEDITORS GROUP	75.4%
10	PENTA FREIGHT	74.7%

MeA and eAWB status at airport					
Who	Count	Signed MeA	%	Does eAWB	%
Airlines	18	17	94.4%	15	83.3%
FF Groups	149	95	63.8%	140	94.0%

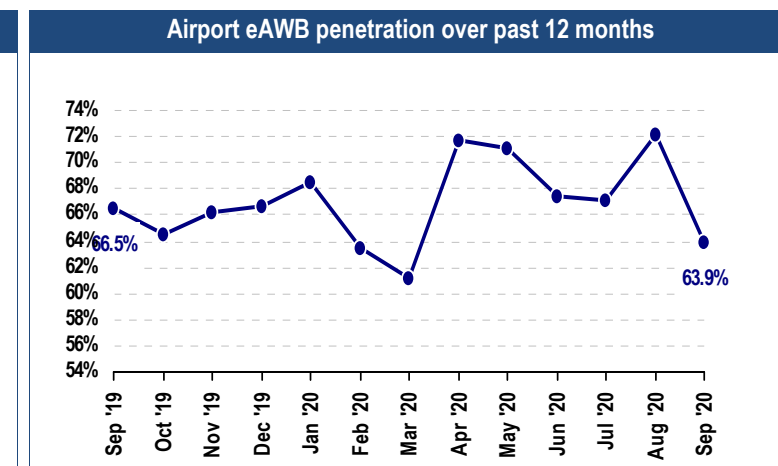


eAWB Airport Overview - September 2020

AIRPORT	CITY	COUNTRY	REGION	MP4 / MC99	SOP
BOS - Logan International	BOS - Boston	US - USA	The Americas	Both	Yes

Volume	(e)AWB
Total AWB	5,564
eAWB Network	3,499
eAWB Actual	2,237
eAWB Potential	1,262

eAWB penetration and change vs previous month		
	eAWB penetration %	Change p.p.
Logan International	63.9%	-8.2 p.p.
USA	58.9%	-0.5 p.p.
The Americas	53.8%	-0.8 p.p.



Top Airlines by eAWB penetration		
Rank	Airline	eAWB Penetration %
1	UA - United Airlines	96.1%
2	AF - Air France	90.7%
3	KL - KLM	89.4%
4	LX - SWISS	87.5%
5	BR - EVA Air	86.4%
6	TP - TAP Portugal	75.0%
7	AA - American Airlines	66.4%
8	CI - China Airlines	65.8%
9	LH - Lufthansa Cargo	64.1%
10	QR - Qatar Airways	63.2%

Top FF Groups by eAWB penetration (from top 20 by volume)		
Rank	FF Group	eAWB Penetration %
1	DSV AIR & SEA	100.0%
2	EXPEDITORS GROUP	100.0%
3	EMD MILLIPORE	100.0%
4	WORLD COURIER	100.0%
5	YUSEN	100.0%
6	NNR GLOBAL LOGISTICS	100.0%
7	WORLDWIDE PERISHABLES ENTERPRISES	100.0%
8	RADIUS INTL	100.0%
9	OMNI LOGISTICS	100.0%
10	AIR SEA FORWARDERS	100.0%

MeA and eAWB status at airport					
Who	Count	Signed MeA	%	Does eAWB	%
Airlines	45	33	73.3%	20	44.4%
FF Groups	216	115	53.2%	98	45.4%

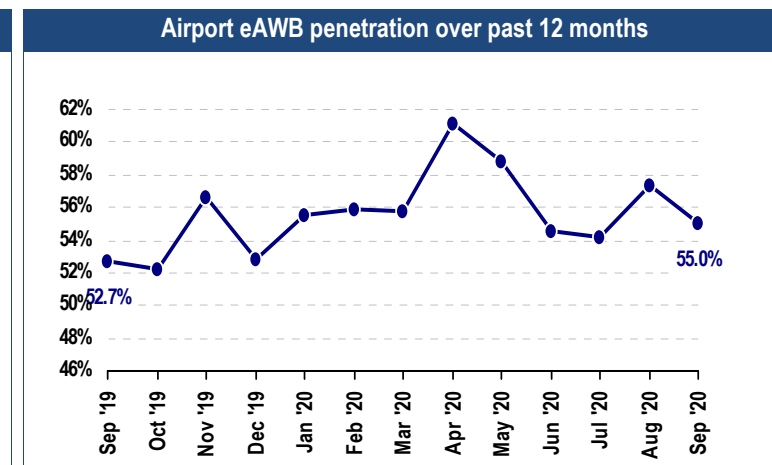
eAWB Airport Overview - September 2020



AIRPORT	CITY	COUNTRY	REGION	MP4 / MC99	SOP
BRU - National	BRU - Brussels	BE - Belgium	Europe	Both	Yes

Volume	
	(e)AWB
Total AWB	17,356
eAWB Network	13,482
eAWB Actual	7,410
eAWB Potential	6,072

eAWB penetration and change vs previous month		
	eAWB penetration %	Change p.p.
National	55.0%	-2.3 p.p.
Belgium	54.5%	-1.8 p.p.
Europe	63.2%	-0.5 p.p.



Top Airlines by eAWB penetration		
Rank	Airline	eAWB Penetration %
1	EY - Etihad Airways	87.3%
2	AF - Air France	86.6%
3	KL - KLM	85.7%
4	LX - SWISS	77.1%
5	CI - China Airlines	75.3%
6	CX - Cathay Pacific	73.7%
7	QR - Qatar Airways	71.6%
8	SQ - Singapore Airlines	67.4%
9	IB - IAG - IBERIA	67.0%
10	SV - Saudi Arabian Airlines	65.6%

Top FF Groups by eAWB penetration (from top 20 by volume)		
Rank	FF Group	eAWB Penetration %
1	SCHENKER	91.2%
2	DSV AIR & SEA	87.7%
3	EXPEDITORS GROUP	83.4%
4	GEODIS	82.7%
5	NIPPON EXPRESS	75.4%
6	RHENUS AIR	72.3%
7	ALL FREIGHT LOGISTICS	68.6%
8	DGF - DHL GLOBAL FORWARDING	68.2%
9	MALCA-AMIT	67.8%
10	BOLLORE	66.3%

MeA and eAWB status at airport					
Who	Count	Signed MeA	%	Does eAWB	%
Airlines	62	40	64.5%	22	35.5%
FF Groups	100	60	60.0%	65	65.0%

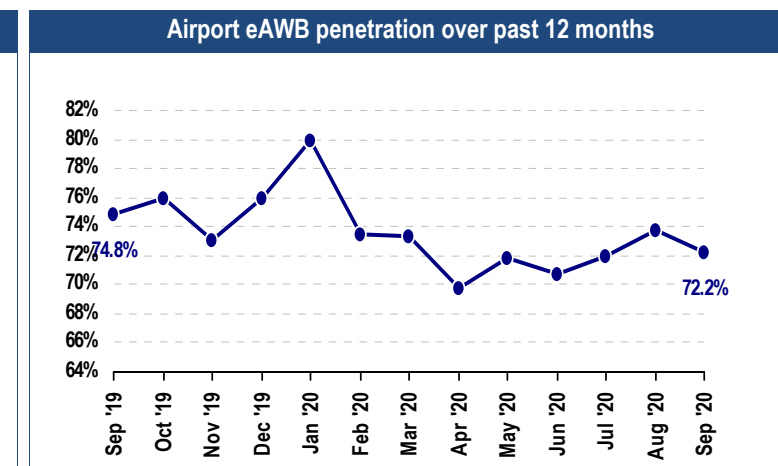
eAWB Airport Overview - September 2020



AIRPORT	CITY	COUNTRY	REGION	MP4 / MC99	SOP
BSL - EuroAirport Swiss	EAP - Basel/Mulhouse	CH - Switzerland	Europe	Both	Yes

Volume	(e)AWB
Total AWB	5,028
eAWB Network	4,466
eAWB Actual	3,224
eAWB Potential	1,242

eAWB penetration and change vs previous month		
	eAWB penetration %	Change p.p.
EuroAirport Swiss	72.2%	-1.5 p.p.
Switzerland	62.5%	-2.6 p.p.
Europe	63.2%	-0.5 p.p.



Top Airlines by eAWB penetration		
Rank	Airline	eAWB Penetration %
1	SQ - Singapore Airlines	95.1%
2	KE - Korean Air	94.9%
3	KL - KLM	87.6%
4	IB - IAG - IBERIA	87.5%
5	AF - Air France	87.2%
6	LX - SWISS	81.7%
7	LH - Lufthansa Cargo	79.5%
8	TK - THY - Turkish Airlines	69.7%
9	QR - Qatar Airways	69.6%
10	BA - IAG - British Airways	68.2%

Top FF Groups by eAWB penetration (from top 20 by volume)		
Rank	FF Group	eAWB Penetration %
1	FIEGE LOGISTICS	100.0%
2	FIEGE	100.0%
3	STRECK TRSPT	90.5%
4	LAMPRECHT TRANSPORT	90.2%
5	SCHENKER	89.7%
6	WORLD COURIER	88.8%
7	DGF - DHL GLOBAL FORWARDING	84.4%
8	AGILITY	82.4%
9	AIRPHARM	81.8%
10	GLOB-SPED	78.6%

MeA and eAWB status at airport					
Who	Count	Signed MeA	%	Does eAWB	%
Airlines	28	24	85.7%	17	60.7%
FF Groups	48	27	56.3%	31	64.6%

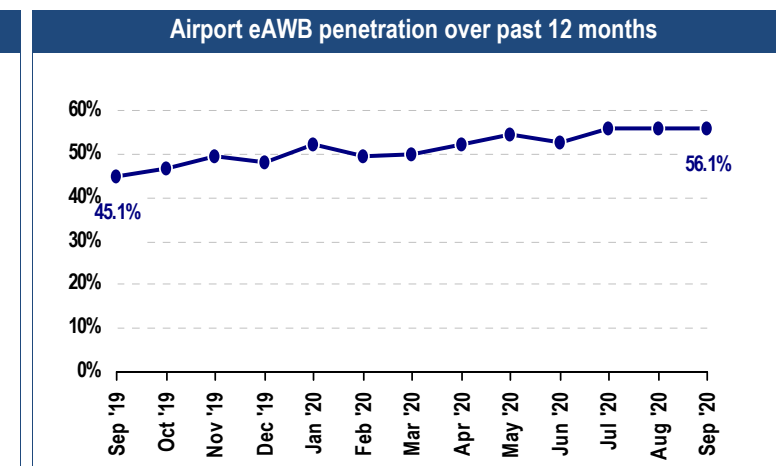
eAWB Airport Overview - September 2020



AIRPORT	CITY	COUNTRY	REGION	MP4 / MC99	SOP
BUD - Ferihegy	BUD - Budapest	HU - Hungary	Europe	Both	

Volume	
	(e)AWB
Total AWB	3,808
eAWB Network	3,484
eAWB Actual	1,953
eAWB Potential	1,531

eAWB penetration and change vs previous month		
	eAWB penetration %	Change p.p.
Ferihegy	56.1%	+0.2 p.p.
Hungary	56.1%	+0.2 p.p.
Europe	63.2%	-0.5 p.p.



Top Airlines by eAWB penetration		
Rank	Airline	eAWB Penetration %
1	KL - KLM	99.1%
2	UA - United Airlines	90.9%
3	QR - Qatar Airways	73.2%
4	AA - American Airlines	69.2%
5	BA - IAG - British Airways	60.0%
6	IB - IAG - IBERIA	57.1%
7	CV - Cargolux	54.9%
8	NH - All Nippon Airways	50.0%
9	TK - THY - Turkish Airlines	40.9%
10	5X - UPS Airlines	36.2%

Top FF Groups by eAWB penetration (from top 20 by volume)		
Rank	FF Group	eAWB Penetration %
1	CARGO PARTNER	96.7%
2	CEVA GROUP	94.3%
3	AIRMAX CARGO	90.7%
4	BOLLORE	84.1%
5	SCHENKER	81.9%
6	JAS CARGOWAYS	78.3%
7	AGILITY	74.7%
8	NIPPON EXPRESS	72.8%
9	CARGOMIND	67.2%
10	HELLMANN WORLDWIDE LOGISTICS	59.3%

MeA and eAWB status at airport					
Who	Count	Signed MeA	%	Does eAWB	%
Airlines	24	22	91.7%	14	58.3%
FF Groups	49	36	73.5%	42	85.7%

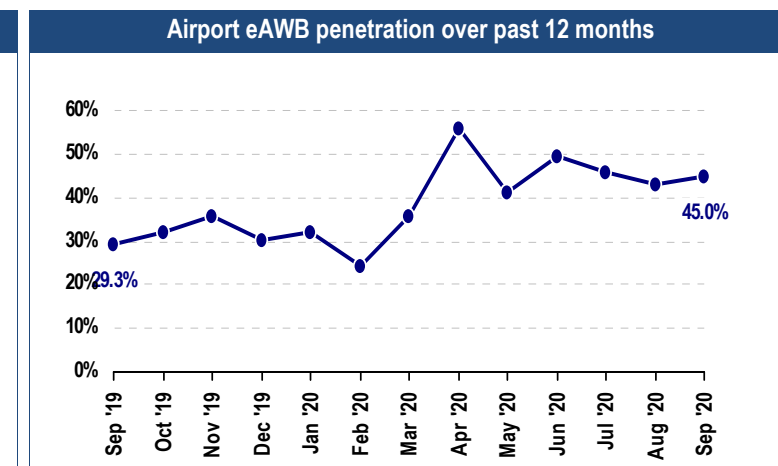


eAWB Airport Overview - September 2020

AIRPORT	CITY	COUNTRY	REGION	MP4 / MC99	SOP
CAI - Cairo Int'l	CAI - Cairo	EG - Egypt	Middle East	Both	

Volume	
	(e)AWB
Total AWB	4,422
eAWB Network	2,857
eAWB Actual	1,287
eAWB Potential	1,570

eAWB penetration and change vs previous month		
	eAWB penetration %	Change p.p.
Cairo Int'l	45.0%	+2.1 p.p.
Egypt	45.0%	+2.1 p.p.
Middle East	82.0%	+0.1 p.p.



Top Airlines by eAWB penetration		
Rank	Airline	eAWB Penetration %
1	AF - Air France	76.5%
2	KL - KLM	70.9%
3	LH - Lufthansa Cargo	67.7%
4	SV - Saudi Arabian Airlines	57.5%
5	5X - UPS Airlines	47.1%
6	TK - THY - Turkish Airlines	46.9%
7	EK - Emirates	0.2%
8	EY - Etihad Airways	0.0%
9	BA - IAG - British Airways	0.0%

Top FF Groups by eAWB penetration (from top 20 by volume)		
Rank	FF Group	eAWB Penetration %
1	TIFFANY CARGO SYSTEMS	93.3%
2	DREAM FREIGHT SERVICES	80.4%
3	UTI	76.1%
4	TABA FOR CARGO & TRADING	75.8%
5	DGF - DHL GLOBAL FORWARDING	72.7%
6	ARAMEX - ARAB AMERICAN EXPRESS	72.6%
7	TRI-STAR CARGO SYSTEM	51.7%
8	AL ALI INTL SERVICES	50.0%
9	HEREDCO FOR AIR CARGO	44.4%
10	BAROUN MISR FOR CARGO	41.4%

MeA and eAWB status at airport					
Who	Count	Signed MeA	%	Does eAWB	%
Airlines	12	11	91.7%	7	58.3%
FF Groups	61	17	27.9%	47	77.0%

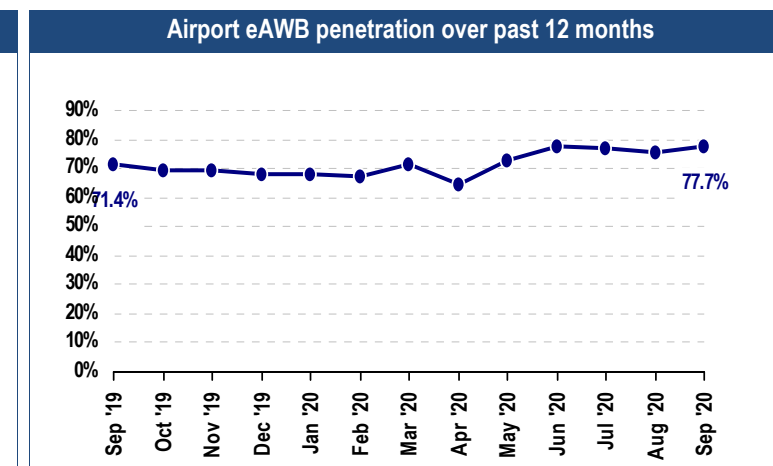
eAWB Airport Overview - September 2020



AIRPORT	CITY	COUNTRY	REGION	MP4 / MC99	SOP
CAN - Baiyun	CAN - Guangzhou	CN - People's Republic of China	North Asia	MC99	Yes

Volume	
	(e)AWB
Total AWB	28,891
eAWB Network	24,046
eAWB Actual	18,695
eAWB Potential	5,351

eAWB penetration and change vs previous month		
	eAWB penetration %	Change p.p.
Baiyun	77.7%	+1.8 p.p.
People's Republic of China	74.8%	-0.3 p.p.
North Asia	74.7%	-1.1 p.p.



Top Airlines by eAWB penetration		
Rank	Airline	eAWB Penetration %
1	CI - China Airlines	99.8%
2	CX - Cathay Pacific	99.4%
3	SQ - Singapore Airlines	99.1%
4	CZ - China Southern Airlines	98.7%
5	QR - Qatar Airways	98.3%
6	BR - EVA Air	93.7%
7	SV - Saudi Arabian Airlines	73.2%
8	TK - THY - Turkish Airlines	72.1%
9	5X - UPS Airlines	54.9%
10	KE - Korean Air	37.0%

Top FF Groups by eAWB penetration (from top 20 by volume)		
Rank	FF Group	eAWB Penetration %
1	S GROUP LOGISTICS	100.0%
2	SKYWIN GLOBAL LOG CHINA	100.0%
3	ACTION AIR LOGISTICS	100.0%
4	WTD - WEST TRUE DRAGON	97.7%
5	DIMERCO ZHONGJING INTL EXPRESS	97.6%
6	GUANGZHOU HAYONEX LOGS	94.1%
7	EXPEDITORS GROUP	94.1%
8	BEST SERVICES INTL FREIGHT	92.4%
9	SHENZHEN ANDASHUN INTL LOGS	91.6%
10	GUANGDONG GOLDJET INTL LOGISTICS	84.3%

MeA and eAWB status at airport					
Who	Count	Signed MeA	%	Does eAWB	%
Airlines	22	19	86.4%	9	40.9%
FF Groups	85	55	64.7%	62	72.9%

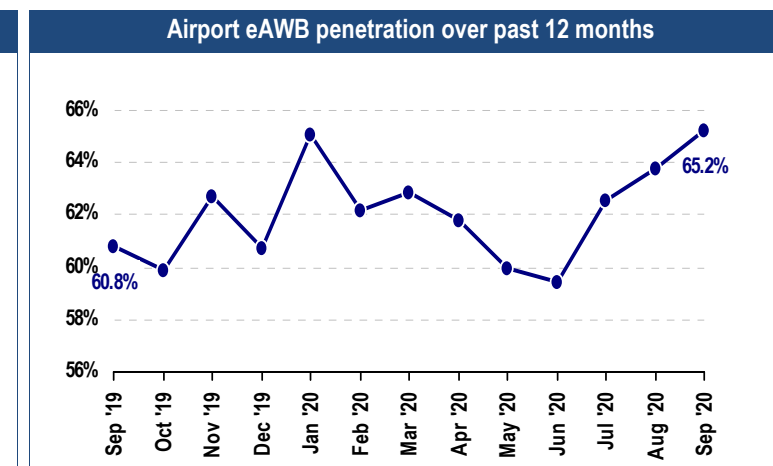
eAWB Airport Overview - September 2020



AIRPORT	CITY	COUNTRY	REGION	MP4 / MC99	SOP
CDG - Charles De Gaulle	PAR - Paris	FR - France	Europe	MC99	Yes

Volume	
	(e)AWB
Total AWB	32,191
eAWB Network	23,055
eAWB Actual	15,030
eAWB Potential	8,025

eAWB penetration and change vs previous month		
	eAWB penetration %	Change p.p.
Charles De Gaulle	65.2%	+1.4 p.p.
France	66.0%	+1.4 p.p.
Europe	63.2%	-0.5 p.p.



Top Airlines by eAWB penetration		
Rank	Airline	eAWB Penetration %
1	KE - Korean Air	91.6%
2	AF - Air France	84.3%
3	JL - Japan Airlines	81.0%
4	KL - KLM	75.2%
5	QR - Qatar Airways	73.8%
6	UA - United Airlines	71.0%
7	AA - American Airlines	64.8%
8	IB - IAG - IBERIA	60.7%
9	SQ - Singapore Airlines	60.7%
10	TK - THY - Turkish Airlines	60.1%

Top FF Groups by eAWB penetration (from top 20 by volume)		
Rank	FF Group	eAWB Penetration %
1	UPS - UNITED PARCEL SERVICE	98.7%
2	FEDEX - FEDERAL EXPRESS / SAME DAY	98.2%
3	EXPEDITORS GROUP	96.7%
4	SCHENKER	96.5%
5	AGILITY	95.1%
6	SIFA - SOCIETE D'IMPORTATION FRANCO ANTILLAISE	93.7%
7	BOLLORE	88.5%
8	MAURICE WARD & CO	88.3%
9	GEODIS	83.2%
10	KUEHNE + NAGEL	80.9%

MeA and eAWB status at airport					
Who	Count	Signed MeA	%	Does eAWB	%
Airlines	84	44	52.4%	25	29.8%
FF Groups	200	98	49.0%	141	70.5%

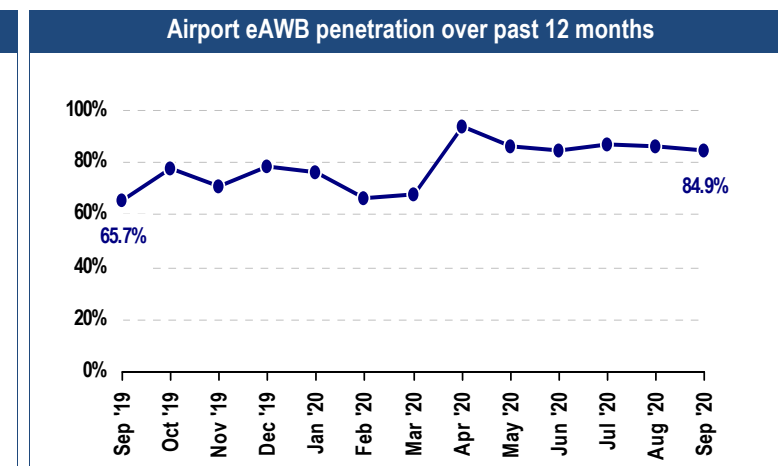


eAWB Airport Overview - September 2020

AIRPORT	CITY	COUNTRY	REGION	MP4 / MC99	SOP
CMB - Bandaranayake Int'l	CMB - Colombo	LK - Sri Lanka	Asia Pacific	NONE	

Volume	
	(e)AWB
Total AWB	4,630
eAWB Network	3,992
eAWB Actual	3,389
eAWB Potential	603

eAWB penetration and change vs previous month		
	eAWB penetration %	Change p.p.
Bandaranayake Int'l	84.9%	-1.4 p.p.
Sri Lanka	84.9%	-1.4 p.p.
Asia Pacific	66.7%	-2.0 p.p.



Top Airlines by eAWB penetration		
Rank	Airline	eAWB Penetration %
1	QR - Qatar Airways	96.4%
2	CX - Cathay Pacific	90.8%
3	EY - Etihad Airways	81.3%
4	EK - Emirates	36.5%
5	TK - THY - Turkish Airlines	17.7%

Top FF Groups by eAWB penetration (from top 20 by volume)		
Rank	FF Group	eAWB Penetration %
1	POWER FREIGHT INTL	100.0%
2	DGF - DHL GLOBAL FORWARDING	100.0%
3	HUB LANKA	100.0%
4	TL WORLD	100.0%
5	DHL KEELLS	100.0%
6	TOLL GROUP	100.0%
7	ENGINEERING LOGISTICS	100.0%
8	NIDRO SUPPLY	100.0%
9	UTI	100.0%
10	EXPOLANKA FREIGHT	100.0%

MeA and eAWB status at airport					
Who	Count	Signed MeA	%	Does eAWB	%
Airlines	12	11	91.7%	7	58.3%
FF Groups	65	37	56.9%	49	75.4%

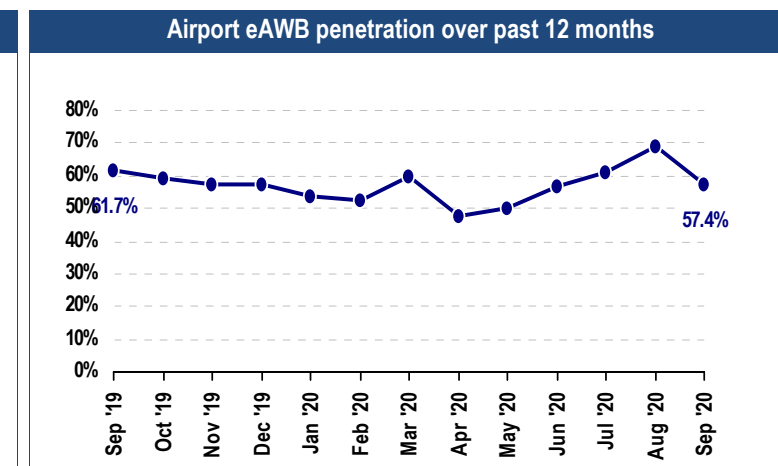
eAWB Airport Overview - September 2020



AIRPORT	CITY	COUNTRY	REGION	MP4 / MC99	SOP
COK - Kochi	COK - Kochi	IN - India	Asia Pacific	MC99	

Volume	
	(e)AWB
Total AWB	1,622
eAWB Network	1,576
eAWB Actual	905
eAWB Potential	671

eAWB penetration and change vs previous month		
	eAWB penetration %	Change p.p.
Kochi	57.4%	-11.4 p.p.
India	71.8%	-4.5 p.p.
Asia Pacific	66.7%	-2.0 p.p.



Top Airlines by eAWB penetration		
Rank	Airline	eAWB Penetration %
1	QR - Qatar Airways	92.6%
2	5X - UPS Airlines	84.2%
3	CX - Cathay Pacific	66.7%
4	SV - Saudi Arabian Airlines	53.3%
5	EK - Emirates	45.1%
6	WY - Oman Air	3.3%
7	EY - Etihad Airways	0.0%

Top FF Groups by eAWB penetration (from top 20 by volume)		
Rank	FF Group	eAWB Penetration %
1	AGENCIA COMERCIAL MARITIMA	93.3%
2	ATLAS LOGS	93.3%
3	GAC LOGISTICS	90.1%
4	AIRTRAVEL ENTERPRISES	89.7%
5	SPACE INTERNATIONAL AIR TRAVELS	89.5%
6	SKYWAYS AIR SERVICES	88.5%
7	AKBAR EXPRESS CARGO SRVCS	82.2%
8	AIRLIFT	75.0%
9	KUEHNE + NAGEL	71.1%
10	JET FREIGHT LOGISTICS	70.0%

MeA and eAWB status at airport					
Who	Count	Signed MeA	%	Does eAWB	%
Airlines	7	6	85.7%	5	71.4%
FF Groups	47	37	78.7%	36	76.6%

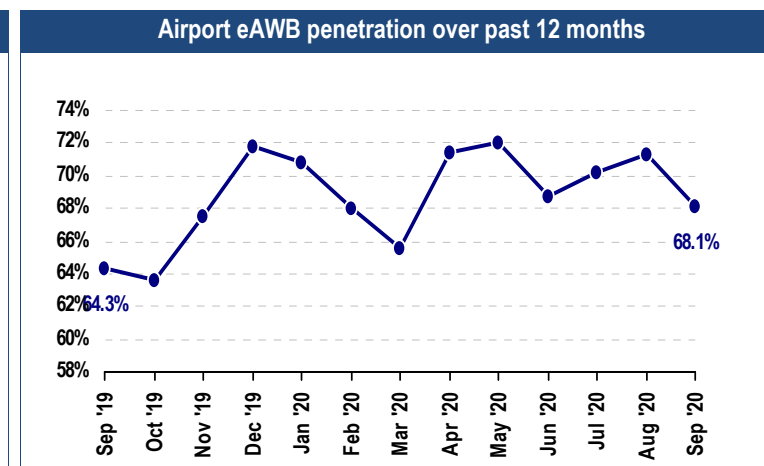
eAWB Airport Overview - September 2020



AIRPORT	CITY	COUNTRY	REGION	MP4 / MC99	SOP
CPH - Copenhagen Airport	CPH - Copenhagen	DK - Denmark	Europe	Both	Yes

Volume	(e)AWB
Total AWB	5,642
eAWB Network	4,539
eAWB Actual	3,089
eAWB Potential	1,450

eAWB penetration and change vs previous month		
	eAWB penetration %	Change p.p.
Copenhagen Airport	68.1%	-3.2 p.p.
Denmark	67.2%	-3.6 p.p.
Europe	63.2%	-0.5 p.p.



Top Airlines by eAWB penetration		
Rank	Airline	eAWB Penetration %
1	KL - KLM	92.6%
2	QR - Qatar Airways	90.3%
3	SQ - Singapore Airlines	87.0%
4	AF - Air France	81.8%
5	LH - Lufthansa Cargo	75.2%
6	IB - IAG - IBERIA	75.0%
7	CV - Cargolux	61.2%
8	LX - SWISS	52.8%
9	CX - Cathay Pacific	50.0%
10	5X - UPS Airlines	49.0%

Top FF Groups by eAWB penetration (from top 20 by volume)		
Rank	FF Group	eAWB Penetration %
1	DHL	100.0%
2	SCAN GLOBAL LOGISTIC	99.6%
3	GEODIS	95.1%
4	DSV AIR & SEA	92.4%
5	INTER-SCAN AIRFREIGHT	87.5%
6	EXPEDITORS GROUP	85.4%
7	STRAIT AIR TRSPT	85.3%
8	DGF - DHL GLOBAL FORWARDING	82.5%
9	SCHENKER	81.7%
10	WORLD COURIER	77.6%

MeA and eAWB status at airport					
Who	Count	Signed MeA	%	Does eAWB	%
Airlines	44	34	77.3%	18	40.9%
FF Groups	56	47	83.9%	42	75.0%

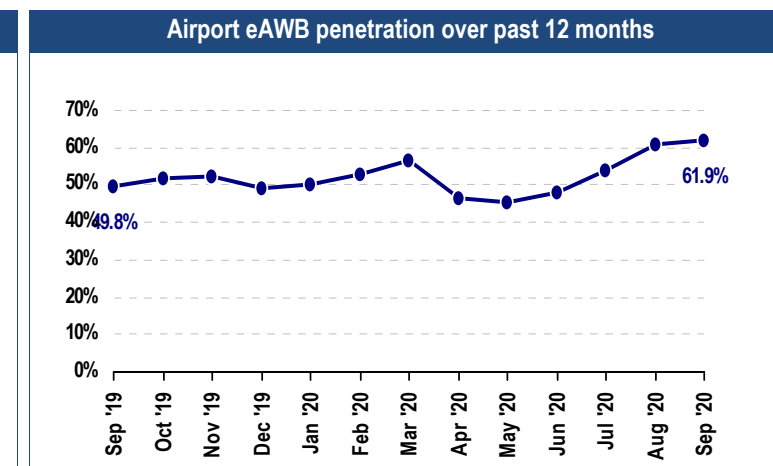
eAWB Airport Overview - September 2020



AIRPORT	CITY	COUNTRY	REGION	MP4 / MC99	SOP
CPT - Cape Town Internationa	CPT - Cape Town	ZA - South Africa	Africa	MC99	Yes

Volume	(e)AWB
Total AWB	348
eAWB Network	328
eAWB Actual	203
eAWB Potential	125

eAWB penetration and change vs previous month		
	eAWB penetration %	Change p.p.
Cape Town Internationa	61.9%	+1.1 p.p.
South Africa	66.9%	-0.1 p.p.
Africa	66.7%	-0.1 p.p.



Top Airlines by eAWB penetration		
Rank	Airline	eAWB Penetration %
1	KL - KLM	79.8%
2	CV - Cargolux	75.0%
3	TK - THY - Turkish Airlines	53.8%
4	5X - UPS Airlines	34.8%
5	LH - Lufthansa Cargo	0.0%
6	ET - Ethiopian Airlines	0.0%
7	VS - Virgin Atlantic	0.0%
8	SQ - Singapore Airlines	0.0%

Top FF Groups by eAWB penetration (from top 20 by volume)		
Rank	FF Group	eAWB Penetration %
1	SCHENKER	100.0%
2	DSV AIR & SEA	100.0%
3	GROUPAIR	100.0%
4	AIR MENZIES INTL	100.0%
5	DGF - DHL GLOBAL FORWARDING	100.0%
6	FREITAN	100.0%
7	ROHLIG	100.0%
8	CFR FREIGHT	92.3%
9	ANIMAL TRAVEL SERVICES	92.1%
10	LONRHO LOGISTICS	90.0%

MeA and eAWB status at airport					
Who	Count	Signed MeA	%	Does eAWB	%
Airlines	8	8	100.0%	4	50.0%
FF Groups	32	19	59.4%	20	62.5%

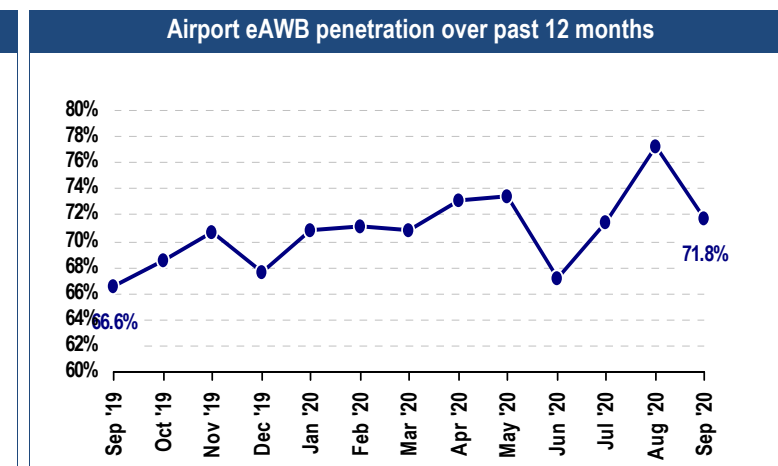


eAWB Airport Overview - September 2020

AIRPORT	CITY	COUNTRY	REGION	MP4 / MC99	SOP
DEL - Indira Gandhi Int'l	DEL - Delhi	IN - India	Asia Pacific	MC99	Yes

Volume	(e)AWB
Total AWB	10,969
eAWB Network	10,887
eAWB Actual	7,820
eAWB Potential	3,067

eAWB penetration and change vs previous month		
	eAWB penetration %	Change p.p.
Indira Gandhi Int'l	71.8%	-5.5 p.p.
India	71.8%	-4.5 p.p.
Asia Pacific	66.7%	-2.0 p.p.



Top Airlines by eAWB penetration		
Rank	Airline	eAWB Penetration %
1	QR - Qatar Airways	99.8%
2	CX - Cathay Pacific	98.7%
3	SV - Saudi Arabian Airlines	98.0%
4	EY - Etihad Airways	98.0%
5	BA - IAG - British Airways	94.7%
6	SQ - Singapore Airlines	90.5%
7	LH - Lufthansa Cargo	90.4%
8	UA - United Airlines	86.3%
9	LX - SWISS	85.8%
10	AF - Air France	80.9%

Top FF Groups by eAWB penetration (from top 20 by volume)		
Rank	FF Group	eAWB Penetration %
1	UPS - UNITED PARCEL SERVICE	100.0%
2	R B RAMNATH LAMBAH & SONS	100.0%
3	AGILITY	97.4%
4	DGF - DHL GLOBAL FORWARDING	96.9%
5	TURNER LOGS	94.9%
6	SCHENKER	92.3%
7	DSV AIR & SEA	89.9%
8	GAC LOGISTICS	89.6%
9	KVM AIR CARGO	85.8%
10	EXPEDITORS GROUP	82.8%

MeA and eAWB status at airport					
Who	Count	Signed MeA	%	Does eAWB	%
Airlines	21	20	95.2%	17	81.0%
FF Groups	135	104	77.0%	116	85.9%

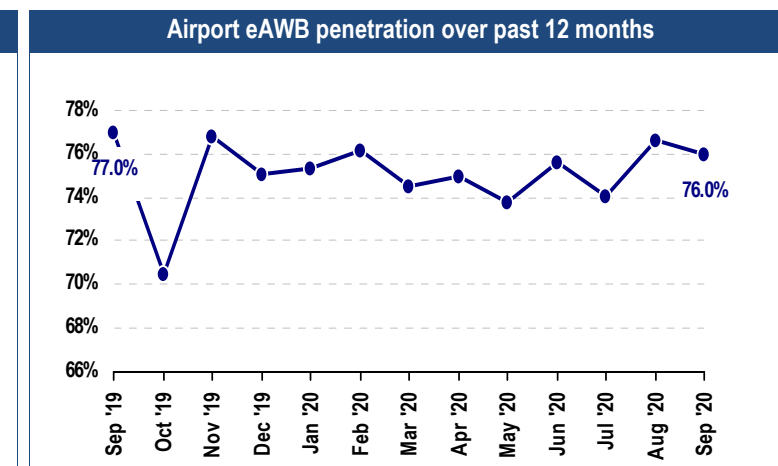
eAWB Airport Overview - September 2020



AIRPORT	CITY	COUNTRY	REGION	MP4 / MC99	SOP
DFW - Dallas/Ft Worth	DFW - Dallas/Ft Worth	US - USA	The Americas	Both	Yes

Volume	
	(e)AWB
Total AWB	11,205
eAWB Network	10,044
eAWB Actual	7,638
eAWB Potential	2,406

eAWB penetration and change vs previous month		
	eAWB penetration %	Change p.p.
Dallas/Ft Worth	76.0%	-0.6 p.p.
USA	58.9%	-0.5 p.p.
The Americas	53.8%	-0.8 p.p.



Top Airlines by eAWB penetration		
Rank	Airline	eAWB Penetration %
1	UA - United Airlines	90.5%
2	CX - Cathay Pacific	87.5%
3	KE - Korean Air	87.1%
4	QR - Qatar Airways	85.8%
5	AA - American Airlines	85.5%
6	SQ - Singapore Airlines	83.8%
7	KL - KLM	79.4%
8	AF - Air France	78.8%
9	CV - Cargolux	76.3%
10	LH - Lufthansa Cargo	74.6%

Top FF Groups by eAWB penetration (from top 20 by volume)		
Rank	FF Group	eAWB Penetration %
1	CEVA GROUP	99.3%
2	UPS - UNITED PARCEL SERVICE	98.5%
3	DGF - DHL GLOBAL FORWARDING	95.6%
4	EXPEDITORS GROUP	94.7%
5	BOLLORE	93.0%
6	AIT WORLDWIDE LOGISTICS	93.0%
7	SCHENKER	92.5%
8	CH ROBINSON	91.0%
9	JAS FORWARDING	90.7%
10	DSV AIR & SEA	90.2%

MeA and eAWB status at airport					
Who	Count	Signed MeA	%	Does eAWB	%
Airlines	48	35	72.9%	21	43.8%
FF Groups	300	169	56.3%	180	60.0%

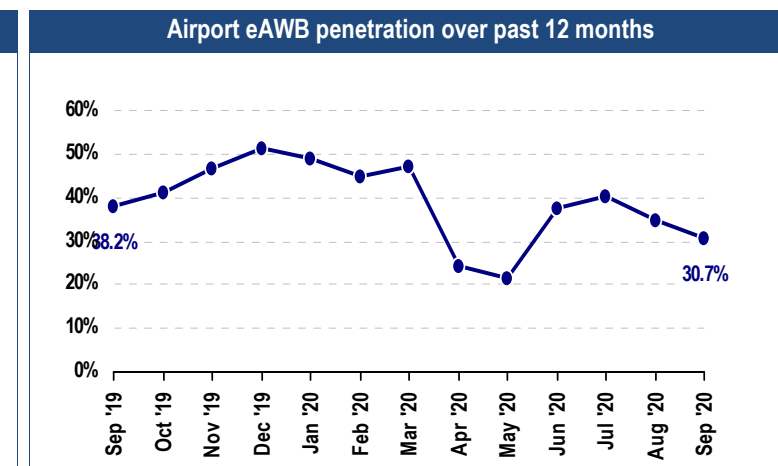
eAWB Airport Overview - September 2020



AIRPORT	CITY	COUNTRY	REGION	MP4 / MC99	SOP
DMM - King Fahd Int'l	DMM - Dammam	SA - Saudi Arabia	Middle East	MC99	Yes

Volume	(e)AWB
Total AWB	817
eAWB Network	758
eAWB Actual	233
eAWB Potential	525

eAWB penetration and change vs previous month		
	eAWB penetration %	Change p.p.
King Fahd Int'l	30.7%	-3.9 p.p.
Saudi Arabia	58.3%	-6.7 p.p.
Middle East	82.0%	+0.1 p.p.



Top Airlines by eAWB penetration		
Rank	Airline	eAWB Penetration %
1	SV - Saudi Arabian Airlines	55.1%
2	KL - KLM	37.8%
3	EK - Emirates	23.9%
4	TK - THY - Turkish Airlines	0.0%

Top FF Groups by eAWB penetration (from top 20 by volume)		
Rank	FF Group	eAWB Penetration %
1	KANOO AIRCARGO SERVICES	100.0%
2	SAUDI ARAMCO	100.0%
3	AGILITY	85.7%
4	AL GHUEINEM CARGO AGENCY	71.4%
5	EXPEDITORS GROUP	66.7%
6	FREIGHT AND LOGISTICS TRADING EST	48.2%
7	SMSA EXPRESS TRANSPORTATION	34.4%
8	AL SUHAIMI CARGO SERVICES	33.3%
9	EAST & WEST EXPRESS	30.0%
10	NAMMA CARGO SRVCS	28.6%

MeA and eAWB status at airport					
Who	Count	Signed MeA	%	Does eAWB	%
Airlines	5	5	100.0%	3	60.0%
FF Groups	28	12	42.9%	18	64.3%

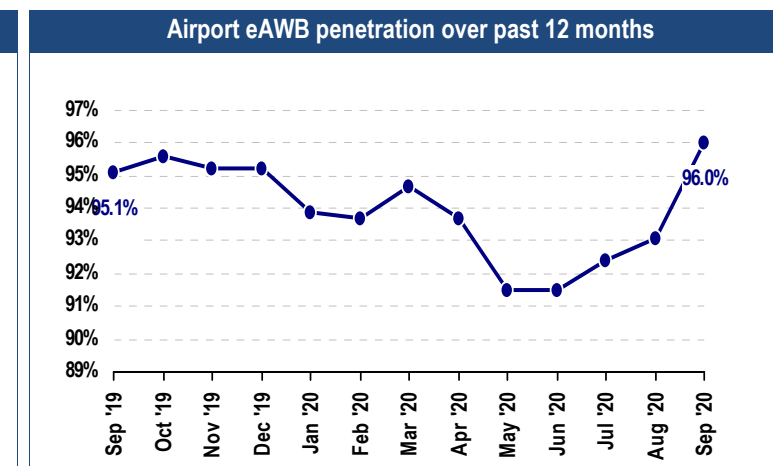
eAWB Airport Overview - September 2020



AIRPORT	CITY	COUNTRY	REGION	MP4 / MC99	SOP
DOH - Doha	DOH - Doha	QA - Qatar	Middle East	MC99	Yes

Volume	(e)AWB
Total AWB	1,710
eAWB Network	1,520
eAWB Actual	1,459
eAWB Potential	61

eAWB penetration and change vs previous month		
	eAWB penetration %	Change p.p.
Doha	96.0%	+2.9 p.p.
Qatar	96.0%	+2.9 p.p.
Middle East	82.0%	+0.1 p.p.



Top Airlines by eAWB penetration		
Rank	Airline	eAWB Penetration %
1	QR - Qatar Airways	99.6%
2	TK - THY - Turkish Airlines	47.4%
3	CI - China Airlines	33.3%
4	CV - Cargolux	0.0%
5	ET - Ethiopian Airlines	0.0%

Top FF Groups by eAWB penetration (from top 20 by volume)		
Rank	FF Group	eAWB Penetration %
1	CARSON LOGISTICS	100.0%
2	DHL EXPRESS	100.0%
3	CORINER CARGO	100.0%
4	BEIRUT CARGO CENTER	100.0%
5	AMBASSADOR CARGO	100.0%
6	QATAR AVIATION SERVICES	100.0%
7	ARAMEX - ARAB AMERICAN EXPRESS	100.0%
8	AGILITY	100.0%
9	Yafa TRADING AND SERVICES	100.0%
10	TRANS ORIENT AIR SRVCS - CARGO	100.0%

MeA and eAWB status at airport					
Who	Count	Signed MeA	%	Does eAWB	%
Airlines	5	5	100.0%	4	80.0%
FF Groups	36	28	77.8%	35	97.2%

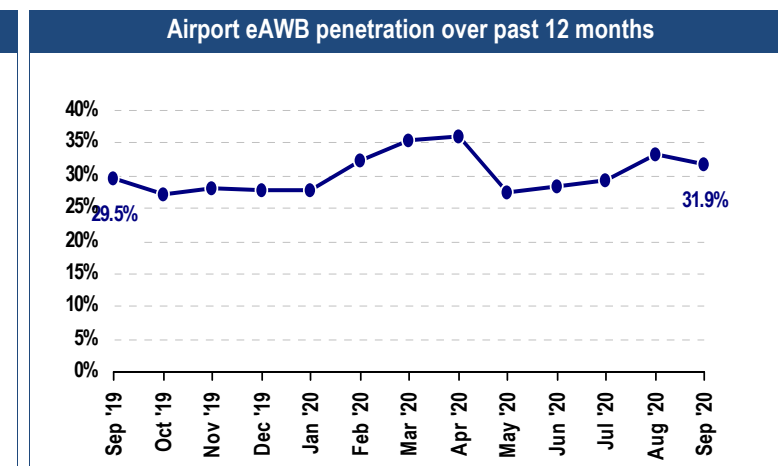
eAWB Airport Overview - September 2020



AIRPORT	CITY	COUNTRY	REGION	MP4 / MC99	SOP
DUB - Dublin	DUB - Dublin	IE - Ireland	Europe	Both	

Volume	(e)AWB
Total AWB	3,626
eAWB Network	2,794
eAWB Actual	891
eAWB Potential	1,903

eAWB penetration and change vs previous month		
	eAWB penetration %	Change p.p.
Dublin	31.9%	-1.3 p.p.
Ireland	35.0%	-1.1 p.p.
Europe	63.2%	-0.5 p.p.



Top Airlines by eAWB penetration		
Rank	Airline	eAWB Penetration %
1	KE - Korean Air	98.2%
2	KL - KLM	77.7%
3	UA - United Airlines	76.9%
4	CV - Cargolux	74.5%
5	AF - Air France	62.2%
6	AA - American Airlines	49.8%
7	LH - Lufthansa Cargo	44.7%
8	TP - TAP Portugal	41.7%
9	EY - Etihad Airways	35.8%
10	TK - THY - Turkish Airlines	29.6%

Top FF Groups by eAWB penetration (from top 20 by volume)		
Rank	FF Group	eAWB Penetration %
1	SCHENKER	81.5%
2	UPS - UNITED PARCEL SERVICE	70.6%
3	EXPEDITORS GROUP	65.5%
4	ARAMEX - ARAB AMERICAN EXPRESS	60.5%
5	DSV AIR & SEA	60.0%
6	DGF - DHL GLOBAL FORWARDING	50.2%
7	KUEHNE + NAGEL	41.4%
8	EASTWAY LOGISTICS	30.8%
9	NIPPON EXPRESS	30.4%
10	SPEEDLINK INTL	14.1%

MeA and eAWB status at airport					
Who	Count	Signed MeA	%	Does eAWB	%
Airlines	31	28	90.3%	14	45.2%
FF Groups	54	30	55.6%	25	46.3%

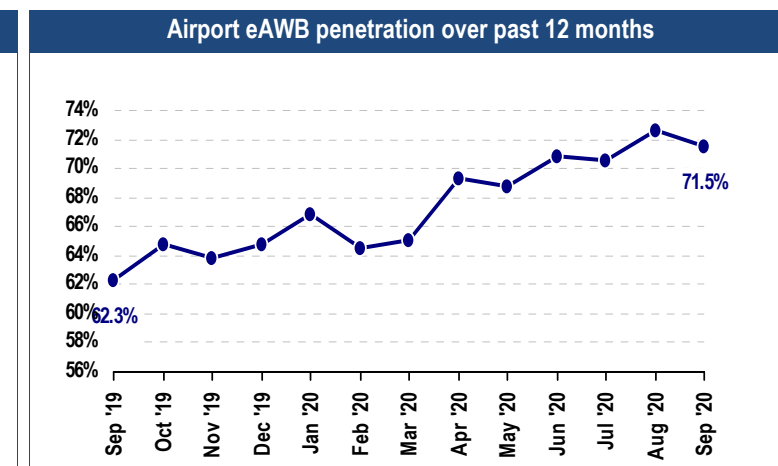
eAWB Airport Overview - September 2020



AIRPORT	CITY	COUNTRY	REGION	MP4 / MC99	SOP
DUS - Dusseldorf	DUS - Duesseldorf	DE - Germany	Europe	MC99	

Volume	(e)AWB
Total AWB	4,996
eAWB Network	4,233
eAWB Actual	3,028
eAWB Potential	1,205

eAWB penetration and change vs previous month		
	eAWB penetration %	Change p.p.
Dusseldorf	71.5%	-1.1 p.p.
Germany	74.3%	-0.3 p.p.
Europe	63.2%	-0.5 p.p.



Top Airlines by eAWB penetration		
Rank	Airline	eAWB Penetration %
1	AF - Air France	92.0%
2	KL - KLM	89.3%
3	QR - Qatar Airways	84.9%
4	EY - Etihad Airways	84.1%
5	ET - Ethiopian Airlines	83.3%
6	UA - United Airlines	81.8%
7	CI - China Airlines	81.8%
8	LH - Lufthansa Cargo	72.9%
9	TK - THY - Turkish Airlines	61.8%
10	IB - IAG - IBERIA	60.0%

Top FF Groups by eAWB penetration (from top 20 by volume)		
Rank	FF Group	eAWB Penetration %
1	RHENUS AIR	98.3%
2	ROHLIG	97.8%
3	QCS - QUICK CARGO SERVICE	96.5%
4	A HARTRODT	95.5%
5	SCHENKER	95.3%
6	GEIS SDV	94.1%
7	GLOBALTRANS INTL LOGISTIK	94.0%
8	DSV AIR & SEA	93.6%
9	WORLD COURIER	93.2%
10	ABC EUROPEAN AIR & SEA CARGO DISTRIBUTION	91.9%

MeA and eAWB status at airport					
Who	Count	Signed MeA	%	Does eAWB	%
Airlines	48	37	77.1%	21	43.8%
FF Groups	142	73	51.4%	101	71.1%

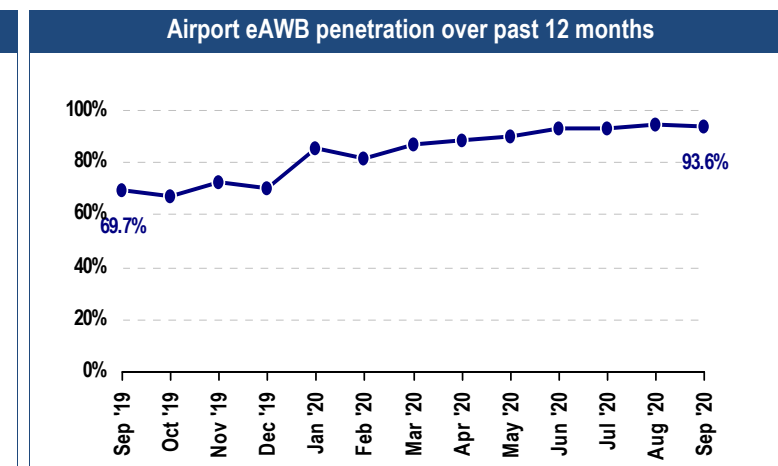
eAWB Airport Overview - September 2020



AIRPORT	CITY	COUNTRY	REGION	MP4 / MC99	SOP
DWC - Al Maktoum Int'l	DXB - Dubai	AE - United Arab Emirates	Middle East	Both	

Volume	(e)AWB
Total AWB	6,929
eAWB Network	6,848
eAWB Actual	6,413
eAWB Potential	435

eAWB penetration and change vs previous month		
	eAWB penetration %	Change p.p.
Al Maktoum Int'l	93.6%	-1.1 p.p.
United Arab Emirates	94.0%	+0.9 p.p.
Middle East	82.0%	+0.1 p.p.



Top Airlines by eAWB penetration		
Rank	Airline	eAWB Penetration %
1	ET - Ethiopian Airlines	100.0%
2	KL - KLM	97.7%
3	AF - Air France	97.1%
4	SV - Saudi Arabian Airlines	94.4%
5	TK - THY - Turkish Airlines	94.1%
6	CV - Cargolux	88.8%
7	LH - Lufthansa Cargo	86.5%
8	EY - Etihad Airways	82.9%
9	CX - Cathay Pacific	80.5%
10	LX - SWISS	77.8%

Top FF Groups by eAWB penetration (from top 20 by volume)		
Rank	FF Group	eAWB Penetration %
1	E FREIGHT INTL	100.0%
2	PFS - PENTAGON FREIGHT SERVICES	100.0%
3	INTL MARITIME AND AVIATION	100.0%
4	FWAC - FREIGHT WINGS AIR CARGO	100.0%
5	MO-SOFT	100.0%
6	EXPEDITORS GROUP	98.0%
7	ARAMEX - ARAB AMERICAN EXPRESS	97.7%
8	ORIENT TRAVEL & TOURISM AGENCY	97.2%
9	DGF - DHL GLOBAL FORWARDING	97.0%
10	ROYAL CARGO	96.9%

MeA and eAWB status at airport					
Who	Count	Signed MeA	%	Does eAWB	%
Airlines	17	16	94.1%	12	70.6%
FF Groups	65	31	47.7%	53	81.5%

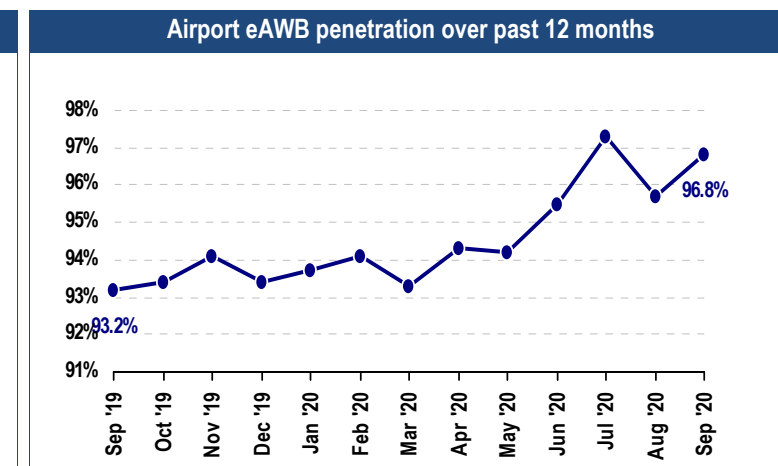
eAWB Airport Overview - September 2020



AIRPORT	CITY	COUNTRY	REGION	MP4 / MC99	SOP
DXB - Dubai	DXB - Dubai	AE - United Arab Emirates	Middle East	Both	Yes

Volume	
	(e)AWB
Total AWB	15,453
eAWB Network	14,501
eAWB Actual	14,035
eAWB Potential	466

eAWB penetration and change vs previous month		
	eAWB penetration %	Change p.p.
Dubai	96.8%	+1.1 p.p.
United Arab Emirates	94.0%	+0.9 p.p.
Middle East	82.0%	+0.1 p.p.



Top Airlines by eAWB penetration		
Rank	Airline	eAWB Penetration %
1	ET - Ethiopian Airlines	99.8%
2	KU - Kuwait Airways	99.4%
3	KL - KLM	99.0%
4	SQ - Singapore Airlines	94.2%
5	AF - Air France	94.2%
6	TK - THY - Turkish Airlines	93.0%
7	EY - Etihad Airways	92.6%
8	LH - Lufthansa Cargo	92.4%
9	LX - SWISS	84.8%
10	5X - UPS Airlines	80.3%

Top FF Groups by eAWB penetration (from top 20 by volume)		
Rank	FF Group	eAWB Penetration %
1	EK - EMIRATES SKYCARGO	100.0%
2	E FREIGHT INTL	100.0%
3	SCHENKER	100.0%
4	ORIENT TRAVEL & TOURISM AGENCY	100.0%
5	DHL INTERNATIONAL	100.0%
6	BRINK'S GLOBAL SERVICES	100.0%
7	HELLMANN WORLDWIDE LOGISTICS	100.0%
8	GEODIS	100.0%
9	BOLLORE	100.0%
10	DGF - DHL GLOBAL FORWARDING	99.5%

MeA and eAWB status at airport					
Who	Count	Signed MeA	%	Does eAWB	%
Airlines	17	16	94.1%	14	82.4%
FF Groups	111	52	46.8%	106	95.5%

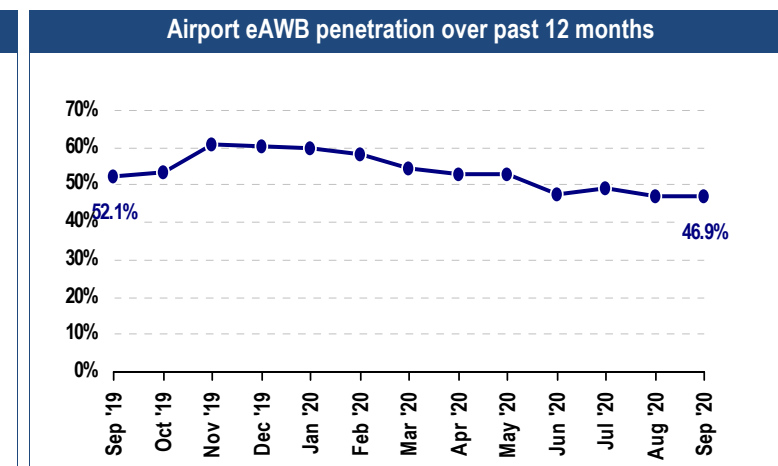
eAWB Airport Overview - September 2020



AIRPORT	CITY	COUNTRY	REGION	MP4 / MC99	SOP
EWR - Newark Liberty Int'l	EWR - Newark	US - USA	The Americas	Both	Yes

Volume	(e)AWB
Total AWB	3,590
eAWB Network	2,379
eAWB Actual	1,115
eAWB Potential	1,264

eAWB penetration and change vs previous month		
	eAWB penetration %	Change p.p.
Newark Liberty Int'l	46.9%	-0.1 p.p.
USA	58.9%	-0.5 p.p.
The Americas	53.8%	-0.8 p.p.



Top Airlines by eAWB penetration		
Rank	Airline	eAWB Penetration %
1	LH - Lufthansa Cargo	60.8%
2	TK - THY - Turkish Airlines	50.0%
3	UA - United Airlines	48.0%
4	LX - SWISS	45.7%
5	5X - UPS Airlines	39.6%
6	AA - American Airlines	30.0%
7	TP - TAP Portugal	13.3%
8	ET - Ethiopian Airlines	0.0%
9	EY - Etihad Airways	0.0%
10	QF - Qantas	0.0%

Top FF Groups by eAWB penetration (from top 20 by volume)		
Rank	FF Group	eAWB Penetration %
1	SCHENKER	100.0%
2	EZ WORLD CARGO	100.0%
3	SHIPCO TRANSPORT	97.4%
4	HELLMANN WORLDWIDE LOGISTICS	86.1%
5	DSV AIR & SEA	84.5%
6	CAVALIER INTL AIR FREIGHT	78.1%
7	TRANSGROUP INTERNATIONAL (D/B/A)	77.4%
8	AIT WORLDWIDE LOGISTICS	71.4%
9	GEODIS	56.5%
10	WORLD COURIER	46.8%

MeA and eAWB status at airport					
Who	Count	Signed MeA	%	Does eAWB	%
Airlines	24	18	75.0%	9	37.5%
FF Groups	163	97	59.5%	63	38.7%

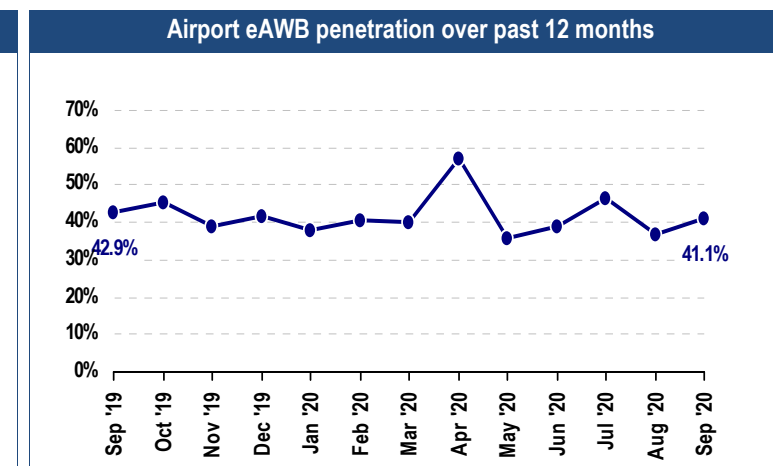
eAWB Airport Overview - September 2020



AIRPORT	CITY	COUNTRY	REGION	MP4 / MC99	SOP
EZE - Ministro Pistarini	BUE - Buenos Aires	AR - Argentina	The Americas	Both	

Volume	(e)AWB
Total AWB	3,172
eAWB Network	853
eAWB Actual	351
eAWB Potential	502

eAWB penetration and change vs previous month		
	eAWB penetration %	Change p.p.
Ministro Pistarini	41.1%	+4.2 p.p.
Argentina	41.1%	+4.2 p.p.
The Americas	53.8%	-0.8 p.p.



Top Airlines by eAWB penetration		
Rank	Airline	eAWB Penetration %
1	AF - Air France	56.4%
2	AA - American Airlines	51.9%
3	KL - KLM	51.3%
4	LH - Lufthansa Cargo	40.0%
5	TK - THY - Turkish Airlines	19.4%
6	KE - Korean Air	15.4%
7	BA - IAG - British Airways	15.2%
8	IB - IAG - IBERIA	3.8%

Top FF Groups by eAWB penetration (from top 20 by volume)		
Rank	FF Group	eAWB Penetration %
1	PANALPINA	100.0%
2	DGF - DHL GLOBAL FORWARDING	100.0%
3	EXPEDITORS GROUP	100.0%
4	WORLD COURIER	100.0%
5	DHL EXPRESS	100.0%
6	PRODEXPO INTERNACIONAL	100.0%
7	KUEHNE + NAGEL	100.0%
8	CLOVER LOGS	100.0%
9	SCHENKER	100.0%
10	HELLMANN WORLDWIDE LOGISTICS	100.0%

MeA and eAWB status at airport					
Who	Count	Signed MeA	%	Does eAWB	%
Airlines	15	14	93.3%	8	53.3%
FF Groups	88	56	63.6%	18	20.5%

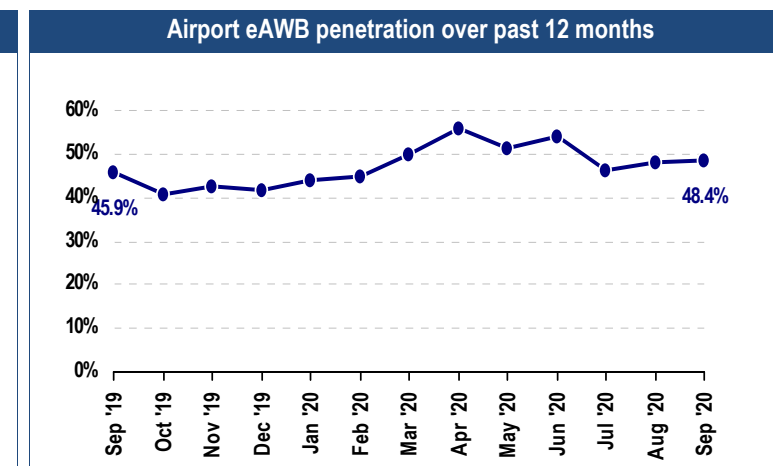
eAWB Airport Overview - September 2020



AIRPORT	CITY	COUNTRY	REGION	MP4 / MC99	SOP
FCO - Fiumicino	ROM - Rome	IT - Italy	Europe	Both	

Volume	
	(e)AWB
Total AWB	2,758
eAWB Network	1,946
eAWB Actual	941
eAWB Potential	1,005

eAWB penetration and change vs previous month		
	eAWB penetration %	Change p.p.
Fiumicino	48.4%	+0.2 p.p.
Italy	55.6%	-0.1 p.p.
Europe	63.2%	-0.5 p.p.



Top Airlines by eAWB penetration		
Rank	Airline	eAWB Penetration %
1	AF - Air France	92.0%
2	KL - KLM	71.3%
3	EY - Etihad Airways	65.2%
4	LH - Lufthansa Cargo	61.4%
5	QR - Qatar Airways	59.9%
6	CV - Cargolux	57.1%
7	LX - SWISS	37.6%
8	TK - THY - Turkish Airlines	36.6%
9	AA - American Airlines	36.4%
10	UA - United Airlines	34.1%

Top FF Groups by eAWB penetration (from top 20 by volume)		
Rank	FF Group	eAWB Penetration %
1	UPS - UNITED PARCEL SERVICE	98.1%
2	CEVA GROUP	93.3%
3	VICENZASPED INTL AGENCY	90.0%
4	GEODIS	89.3%
5	DGF - DHL GLOBAL FORWARDING	81.6%
6	WORLD CARGO	81.6%
7	SCHENKER	73.2%
8	SAVINO DEL BENE	64.3%
9	VISA GLOBAL LOGISTICS	63.2%
10	ALBINI & PITIGLIANI	60.0%

MeA and eAWB status at airport					
Who	Count	Signed MeA	%	Does eAWB	%
Airlines	29	22	75.9%	14	48.3%
FF Groups	118	52	44.1%	43	36.4%

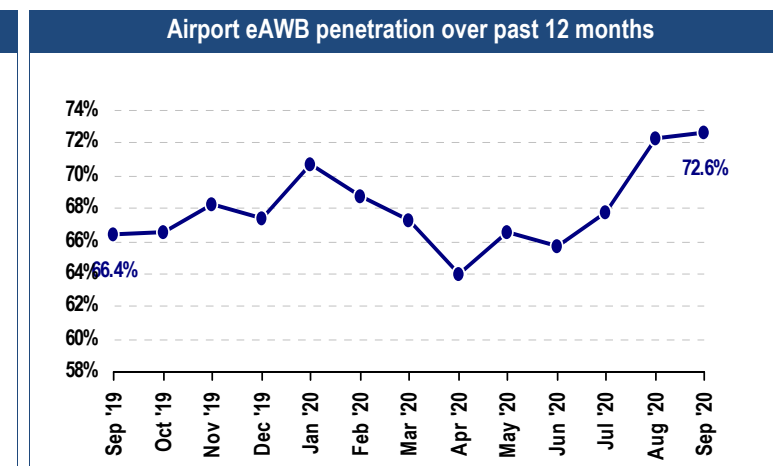
eAWB Airport Overview - September 2020



AIRPORT	CITY	COUNTRY	REGION	MP4 / MC99	SOP
FRA - Frankfurt Int'l	FRA - Frankfurt	DE - Germany	Europe	MC99	Yes

Volume	
	(e)AWB
Total AWB	67,806
eAWB Network	50,359
eAWB Actual	36,567
eAWB Potential	13,792

eAWB penetration and change vs previous month		
	eAWB penetration %	Change p.p.
Frankfurt Int'l	72.6%	+0.3 p.p.
Germany	74.3%	-0.3 p.p.
Europe	63.2%	-0.5 p.p.



Top Airlines by eAWB penetration		
Rank	Airline	eAWB Penetration %
1	KE - Korean Air	98.7%
2	ET - Ethiopian Airlines	95.1%
3	KL - KLM	94.0%
4	AF - Air France	93.7%
5	CI - China Airlines	93.1%
6	EY - Etihad Airways	89.3%
7	SQ - Singapore Airlines	88.3%
8	NH - All Nippon Airways	86.9%
9	KU - Kuwait Airways	85.7%
10	LH - Lufthansa Cargo	83.3%

Top FF Groups by eAWB penetration (from top 20 by volume)		
Rank	FF Group	eAWB Penetration %
1	TIME MATTERS	98.1%
2	KH DIETRICH	94.2%
3	EXPEDITORS GROUP	92.4%
4	SCHENKER	91.0%
5	AGILITY	90.2%
6	STRECK TRSPT	89.7%
7	GEIS SDV	89.5%
8	IGLU AIR CARGO	88.4%
9	LOGWIN AIR + OCEAN INTL	88.4%
10	KUEHNE + NAGEL	86.4%

MeA and eAWB status at airport					
Who	Count	Signed MeA	%	Does eAWB	%
Airlines	76	48	63.2%	26	34.2%
FF Groups	353	157	44.5%	251	71.1%

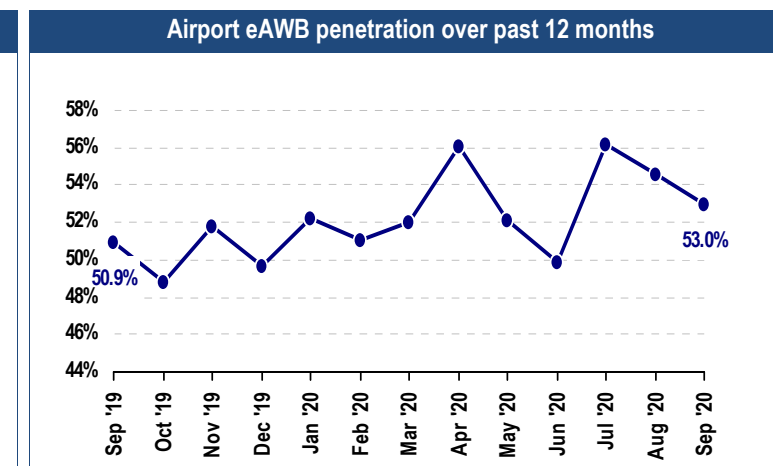
eAWB Airport Overview - September 2020



AIRPORT	CITY	COUNTRY	REGION	MP4 / MC99	SOP
FUK - Fukuoka	FUK - Fukuoka	JP - Japan	Asia Pacific	Both	Yes

Volume	(e)AWB
Total AWB	3,033
eAWB Network	2,748
eAWB Actual	1,456
eAWB Potential	1,292

eAWB penetration and change vs previous month		
	eAWB penetration %	Change p.p.
Fukuoka	53.0%	-1.6 p.p.
Japan	51.9%	-3.1 p.p.
Asia Pacific	66.7%	-2.0 p.p.



Top Airlines by eAWB penetration		
Rank	Airline	eAWB Penetration %
1	CX - Cathay Pacific	89.5%
2	SQ - Singapore Airlines	73.5%
3	KE - Korean Air	65.2%
4	CI - China Airlines	60.9%
5	NH - All Nippon Airways	42.7%
6	JL - Japan Airlines	36.0%
7	5X - UPS Airlines	31.7%
8	BR - EVA Air	31.5%
9	KZ - Nippon Cargo Airlines (NCA)	27.8%
10	EK - Emirates	0.0%

Top FF Groups by eAWB penetration (from top 20 by volume)		
Rank	FF Group	eAWB Penetration %
1	MITSUI-SOKO SUPPLY CHAIN	100.0%
2	DGF - DHL GLOBAL FORWARDING	98.9%
3	YUSEN	97.6%
4	SCHENKER	96.5%
5	SONY SUPPLY CHAIN SOLUTIONS	88.0%
6	NNR GLOBAL LOGISTICS	87.8%
7	HANKYU HANSHIN EXPRESS	83.6%
8	VANTEC HTS (HITACHI TRANSPORT SYSTEM) FORWARDING	81.0%
9	NIPPON EXPRESS	67.1%
10	MOL LOGISTICS - MITSUI OSK LINES	46.8%

MeA and eAWB status at airport					
Who	Count	Signed MeA	%	Does eAWB	%
Airlines	11	10	90.9%	8	72.7%
FF Groups	40	23	57.5%	26	65.0%

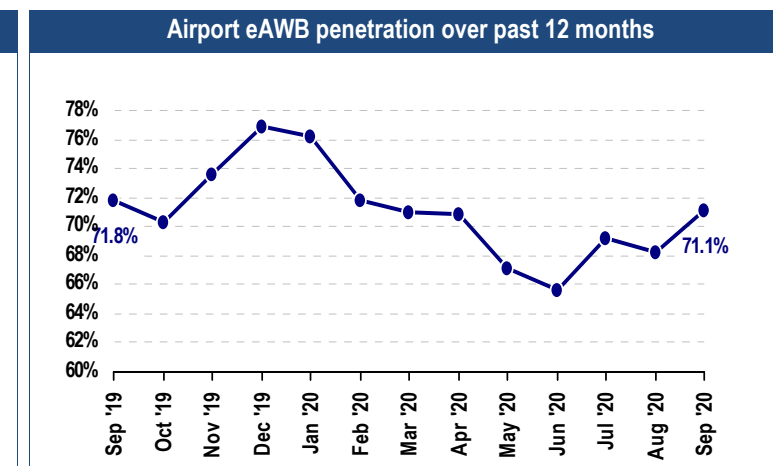
eAWB Airport Overview - September 2020



AIRPORT	CITY	COUNTRY	REGION	MP4 / MC99	SOP
GDL - Miguel Hidal	GDL - Guadalajara	MX - Mexico	The Americas	MC99	Yes

Volume	(e)AWB
Total AWB	3,363
eAWB Network	2,185
eAWB Actual	1,553
eAWB Potential	632

eAWB penetration and change vs previous month		
	eAWB penetration %	Change p.p.
Miguel Hidal	71.1%	+2.8 p.p.
Mexico	56.5%	+2.2 p.p.
The Americas	53.8%	-0.8 p.p.



Top Airlines by eAWB penetration		
Rank	Airline	eAWB Penetration %
1	KL - KLM	97.1%
2	CI - China Airlines	90.5%
3	UA - United Airlines	90.0%
4	AF - Air France	87.5%
5	CX - Cathay Pacific	87.0%
6	LH - Lufthansa Cargo	82.6%
7	QR - Qatar Airways	77.7%
8	CV - Cargolux	68.5%
9	KE - Korean Air	63.0%
10	AM - Aeromexico	60.5%

Top FF Groups by eAWB penetration (from top 20 by volume)		
Rank	FF Group	eAWB Penetration %
1	YUSEN	100.0%
2	FEDEX TRADE NETWORK	100.0%
3	EXPEDITORS GROUP	98.7%
4	HELLMANN WORLDWIDE LOGISTICS	98.6%
5	GEODIS	98.5%
6	DGF - DHL GLOBAL FORWARDING	98.2%
7	CEVA GROUP	97.5%
8	KUEHNE + NAGEL	80.0%
9	NNR GLOBAL LOGISTICS	66.7%
10	BOLLORE	64.8%

MeA and eAWB status at airport					
Who	Count	Signed MeA	%	Does eAWB	%
Airlines	34	27	79.4%	13	38.2%
FF Groups	56	51	91.1%	35	62.5%

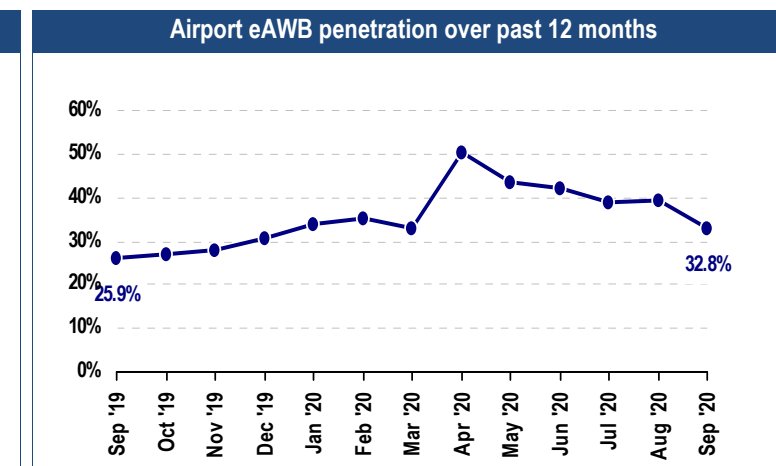
eAWB Airport Overview - September 2020



AIRPORT	CITY	COUNTRY	REGION	MP4 / MC99	SOP
GLA - Glasgow International	GLA - Glasgow	GB - United Kingdom	Europe	Both	

Volume	(e)AWB
Total AWB	1,495
eAWB Network	1,300
eAWB Actual	427
eAWB Potential	873

eAWB penetration and change vs previous month		
	eAWB penetration %	Change p.p.
Glasgow International	32.8%	-6.5 p.p.
United Kingdom	50.1%	+1.2 p.p.
Europe	63.2%	-0.5 p.p.



Top Airlines by eAWB penetration		
Rank	Airline	eAWB Penetration %
1	UA - United Airlines	97.4%
2	NH - All Nippon Airways	92.3%
3	QR - Qatar Airways	91.8%
4	KL - KLM	85.1%
5	AF - Air France	76.2%
6	EY - Etihad Airways	73.2%
7	AA - American Airlines	72.1%
8	CX - Cathay Pacific	66.7%
9	CV - Cargolux	50.0%
10	LH - Lufthansa Cargo	46.2%

Top FF Groups by eAWB penetration (from top 20 by volume)		
Rank	FF Group	eAWB Penetration %
1	SCHENKER	93.8%
2	DGF - DHL GLOBAL FORWARDING	91.3%
3	UPS - UNITED PARCEL SERVICE	80.0%
4	DSV AIR & SEA	72.2%
5	DHL	71.8%
6	EXPEDITORS GROUP	66.7%
7	AGILITY	62.2%
8	KWE - KINTETSU WORLD EXPRESS	57.3%
9	DAVIES TURNER AIR CARGO	39.1%
10	KUEHNE + NAGEL	37.6%

MeA and eAWB status at airport					
Who	Count	Signed MeA	%	Does eAWB	%
Airlines	34	26	76.5%	15	44.1%
FF Groups	56	33	58.9%	27	48.2%

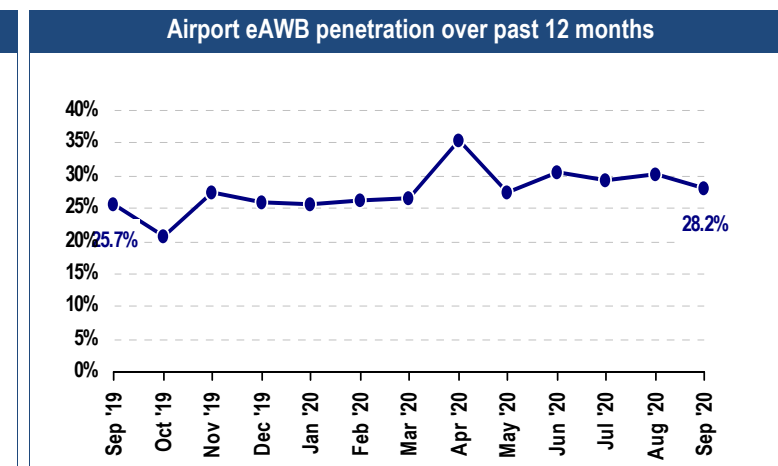
eAWB Airport Overview - September 2020



AIRPORT	CITY	COUNTRY	REGION	MP4 / MC99	SOP
GRU - Guarulhos Int'l	SAO - Sao Paulo	BR - Brazil	The Americas	Both	Yes

Volume	(e)AWB
Total AWB	7,995
eAWB Network	6,075
eAWB Actual	1,716
eAWB Potential	4,359

eAWB penetration and change vs previous month		
	eAWB penetration %	Change p.p.
Guarulhos Int'l	28.2%	-2.0 p.p.
Brazil	29.1%	-1.3 p.p.
The Americas	53.8%	-0.8 p.p.



Top Airlines by eAWB penetration		
Rank	Airline	eAWB Penetration %
1	UA - United Airlines	63.5%
2	AA - American Airlines	41.7%
3	AF - Air France	41.5%
4	LH - Lufthansa Cargo	39.2%
5	LX - SWISS	39.0%
6	AM - Aeromexico	35.7%
7	KL - KLM	33.6%
8	QR - Qatar Airways	24.3%
9	TK - THY - Turkish Airlines	24.0%
10	5X - UPS Airlines	17.1%

Top FF Groups by eAWB penetration (from top 20 by volume)		
Rank	FF Group	eAWB Penetration %
1	WORLD COURIER	93.5%
2	UPS - UNITED PARCEL SERVICE	89.0%
3	DGF - DHL GLOBAL FORWARDING	85.8%
4	SCHENKER	84.4%
5	BOLLORE	78.2%
6	EXPEDITORS GROUP	73.8%
7	CEVA GROUP	56.3%
8	DACHSER	45.7%
9	KUEHNE + NAGEL	38.9%
10	CRANE WORLD WIDE LOGISTICS	38.8%

MeA and eAWB status at airport					
Who	Count	Signed MeA	%	Does eAWB	%
Airlines	22	20	90.9%	13	59.1%
FF Groups	145	69	47.6%	29	20.0%

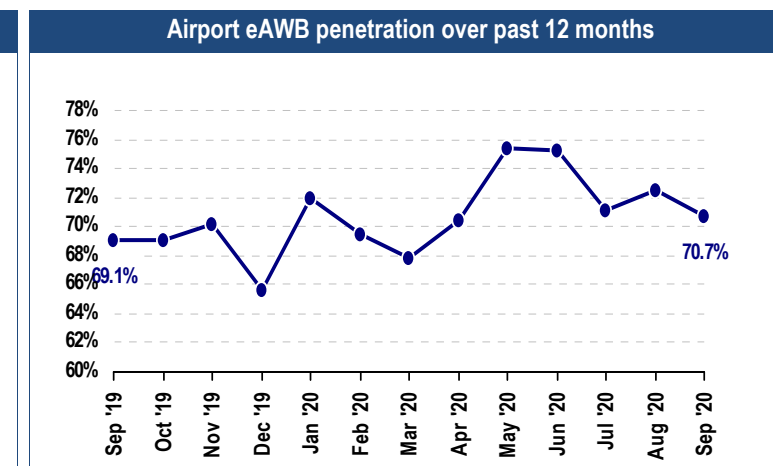
eAWB Airport Overview - September 2020



AIRPORT	CITY	COUNTRY	REGION	MP4 / MC99	SOP
GVA - Geneve-Cointrin	GVA - Geneva	CH - Switzerland	Europe	Both	Yes

Volume	
	(e)AWB
Total AWB	4,829
eAWB Network	4,268
eAWB Actual	3,018
eAWB Potential	1,250

eAWB penetration and change vs previous month		
	eAWB penetration %	Change p.p.
Geneve-Cointrin	70.7%	-1.8 p.p.
Switzerland	62.5%	-2.6 p.p.
Europe	63.2%	-0.5 p.p.



Top Airlines by eAWB penetration		
Rank	Airline	eAWB Penetration %
1	EY - Etihad Airways	95.5%
2	AF - Air France	92.6%
3	UA - United Airlines	91.7%
4	KL - KLM	88.8%
5	LH - Lufthansa Cargo	87.1%
6	IB - IAG - IBERIA	80.0%
7	LX - SWISS	71.0%
8	SQ - Singapore Airlines	66.7%
9	QR - Qatar Airways	66.0%
10	5X - UPS Airlines	59.2%

Top FF Groups by eAWB penetration (from top 20 by volume)		
Rank	FF Group	eAWB Penetration %
1	WORLD COURIER	97.8%
2	BOLLORE	91.6%
3	BRINK'S	90.3%
4	AGILITY	90.2%
5	SCHENKER	86.9%
6	DGF - DHL GLOBAL FORWARDING	85.9%
7	MALCA-AMIT	79.6%
8	SCHNEIDER & CO	79.1%
9	ARAMEX - ARAB AMERICAN EXPRESS	78.4%
10	TRANSIT'AIR	77.5%

MeA and eAWB status at airport					
Who	Count	Signed MeA	%	Does eAWB	%
Airlines	28	23	82.1%	14	50.0%
FF Groups	54	31	57.4%	35	64.8%

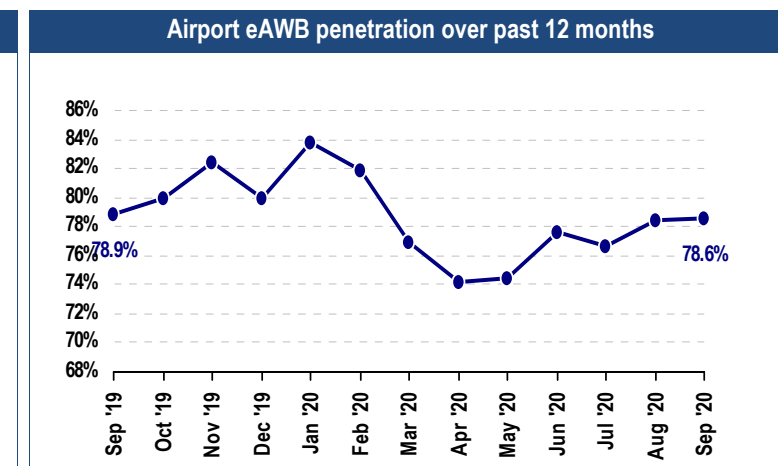
eAWB Airport Overview - September 2020



AIRPORT	CITY	COUNTRY	REGION	MP4 / MC99	SOP
HAJ - Hanover Arprt	HAJ - Hannover	DE - Germany	Europe	MC99	

Volume	
	(e)AWB
Total AWB	2,650
eAWB Network	2,371
eAWB Actual	1,863
eAWB Potential	508

eAWB penetration and change vs previous month		
	eAWB penetration %	Change p.p.
Hanover Arprt	78.6%	+0.1 p.p.
Germany	74.3%	-0.3 p.p.
Europe	63.2%	-0.5 p.p.



Top Airlines by eAWB penetration		
Rank	Airline	eAWB Penetration %
1	KL - KLM	99.2%
2	AF - Air France	96.6%
3	QR - Qatar Airways	91.4%
4	LH - Lufthansa Cargo	86.4%
5	EY - Etihad Airways	86.0%
6	LX - SWISS	75.0%
7	CX - Cathay Pacific	61.9%
8	TK - THY - Turkish Airlines	61.5%
9	5X - UPS Airlines	53.3%
10	CV - Cargolux	41.2%

Top FF Groups by eAWB penetration (from top 20 by volume)		
Rank	FF Group	eAWB Penetration %
1	SCHENKER	100.0%
2	JAS FORWARDING	100.0%
3	NIPPON EXPRESS	100.0%
4	FLYING WHEELS SPEDITION	100.0%
5	ATEGE	98.7%
6	LOGWIN AIR + OCEAN INTL	98.3%
7	KUEHNE + NAGEL	97.9%
8	MARDIN TRANSPORT	95.2%
9	DGF - DHL GLOBAL FORWARDING	93.6%
10	GROUP7	92.9%

MeA and eAWB status at airport					
Who	Count	Signed MeA	%	Does eAWB	%
Airlines	36	25	69.4%	17	47.2%
FF Groups	87	54	62.1%	64	73.6%

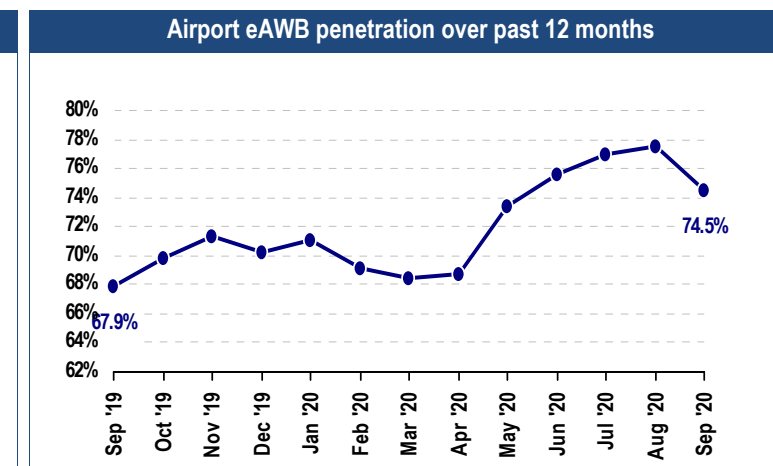
eAWB Airport Overview - September 2020



AIRPORT	CITY	COUNTRY	REGION	MP4 / MC99	SOP
HAM - Fuhlsbuettel	HAM - Hamburg	DE - Germany	Europe	MC99	

Volume	(e)AWB
Total AWB	9,137
eAWB Network	8,140
eAWB Actual	6,064
eAWB Potential	2,076

eAWB penetration and change vs previous month		
	eAWB penetration %	Change p.p.
Fuhlsbuettel	74.5%	-3.0 p.p.
Germany	74.3%	-0.3 p.p.
Europe	63.2%	-0.5 p.p.



Top Airlines by eAWB penetration		
Rank	Airline	eAWB Penetration %
1	KL - KLM	93.5%
2	AF - Air France	91.4%
3	CI - China Airlines	88.6%
4	QR - Qatar Airways	84.5%
5	EY - Etihad Airways	84.3%
6	LH - Lufthansa Cargo	83.3%
7	AA - American Airlines	75.0%
8	LX - SWISS	74.9%
9	UA - United Airlines	73.9%
10	ET - Ethiopian Airlines	72.2%

Top FF Groups by eAWB penetration (from top 20 by volume)		
Rank	FF Group	eAWB Penetration %
1	BOLLORE	100.0%
2	HELLMANN WORLDWIDE LOGISTICS	99.3%
3	SCHENKER	96.0%
4	DGF - DHL GLOBAL FORWARDING	95.3%
5	FLYING WHEELS SPEDITION	95.0%
6	JAS FORWARDING	93.5%
7	CGC - CENTRAL GLOBAL CARGO	90.6%
8	GEIS SDV	89.9%
9	STRECK TRSPT	89.7%
10	RED LINE INTL	87.4%

MeA and eAWB status at airport					
Who	Count	Signed MeA	%	Does eAWB	%
Airlines	48	37	77.1%	22	45.8%
FF Groups	147	75	51.0%	105	71.4%

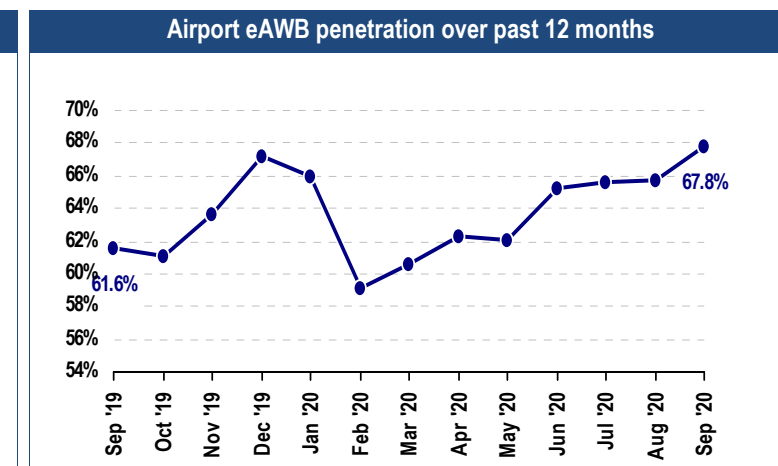
eAWB Airport Overview - September 2020



AIRPORT	CITY	COUNTRY	REGION	MP4 / MC99	SOP
HEL - Helsinki-Vantaa	HEL - Helsinki	FI - Finland	Europe	Both	Yes

Volume	
	(e)AWB
Total AWB	3,747
eAWB Network	2,616
eAWB Actual	1,774
eAWB Potential	842

eAWB penetration and change vs previous month		
	eAWB penetration %	Change p.p.
Helsinki-Vantaa	67.8%	+2.1 p.p.
Finland	67.8%	+2.1 p.p.
Europe	63.2%	-0.5 p.p.



Top Airlines by eAWB penetration		
Rank	Airline	eAWB Penetration %
1	KE - Korean Air	92.3%
2	KL - KLM	91.7%
3	UA - United Airlines	85.3%
4	LH - Lufthansa Cargo	84.2%
5	AF - Air France	84.0%
6	QR - Qatar Airways	68.2%
7	BA - IAG - British Airways	66.7%
8	TK - THY - Turkish Airlines	62.7%
9	CV - Cargolux	60.4%
10	JL - Japan Airlines	37.5%

Top FF Groups by eAWB penetration (from top 20 by volume)		
Rank	FF Group	eAWB Penetration %
1	VAASAHUOLINTA	96.7%
2	CEVA GROUP	96.6%
3	DGF - DHL GLOBAL FORWARDING	93.8%
4	WORLD COURIER	93.5%
5	SCHENKER	88.8%
6	VAROVA	85.0%
7	UPS - UNITED PARCEL SERVICE	82.0%
8	STRAIT AIR TRSPT	81.6%
9	DACHSER	80.4%
10	EXPEDITORS GROUP	79.2%

MeA and eAWB status at airport					
Who	Count	Signed MeA	%	Does eAWB	%
Airlines	30	27	90.0%	16	53.3%
FF Groups	41	37	90.2%	33	80.5%

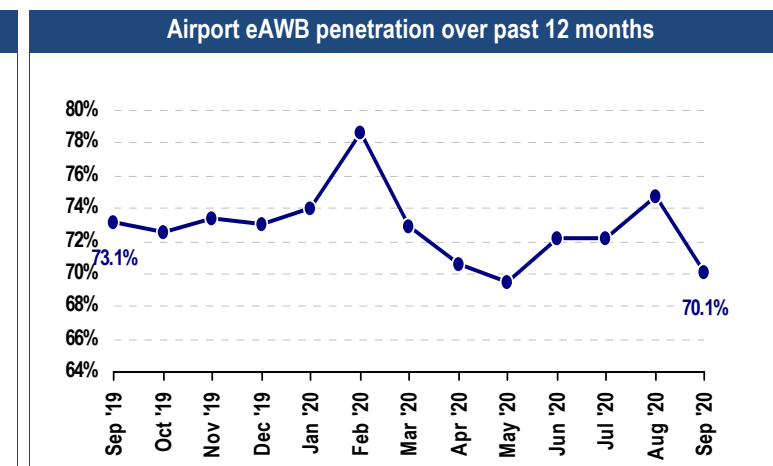
eAWB Airport Overview - September 2020



AIRPORT	CITY	COUNTRY	REGION	MP4 / MC99	SOP
HKG - Hong Kong Int'l	HKG - Hong Kong	HK - Hong Kong (SAR), China	North Asia	Both	

Volume	
	(e)AWB
Total AWB	127,380
eAWB Network	95,120
eAWB Actual	66,698
eAWB Potential	28,422

eAWB penetration and change vs previous month		
	eAWB penetration %	Change p.p.
Hong Kong Int'l	70.1%	-4.6 p.p.
Hong Kong (SAR), China	70.1%	-4.6 p.p.
North Asia	74.7%	-1.1 p.p.



Top Airlines by eAWB penetration		
Rank	Airline	eAWB Penetration %
1	SQ - Singapore Airlines	100.0%
2	QF - Qantas	99.3%
3	UA - United Airlines	99.2%
4	LH - Lufthansa Cargo	97.5%
5	CI - China Airlines	97.3%
6	BR - EVA Air	97.2%
7	LX - SWISS	96.6%
8	KL - KLM	93.8%
9	QR - Qatar Airways	90.4%
10	BA - IAG - British Airways	80.0%

Top FF Groups by eAWB penetration (from top 20 by volume)		
Rank	FF Group	eAWB Penetration %
1	PANDA AIR	100.0%
2	BAS HK	100.0%
3	VINFLAIR LOGISTICS	100.0%
4	CHINA FREIGHT	98.2%
5	CTS INTL LOGISTICS	94.1%
6	EXPEDITORS GROUP	89.2%
7	SCHENKER	88.4%
8	NIPPON EXPRESS	87.5%
9	DGF - DHL GLOBAL FORWARDING	84.4%
10	YUSEN	73.9%

MeA and eAWB status at airport					
Who	Count	Signed MeA	%	Does eAWB	%
Airlines	35	30	85.7%	24	68.6%
FF Groups	245	119	48.6%	192	78.4%

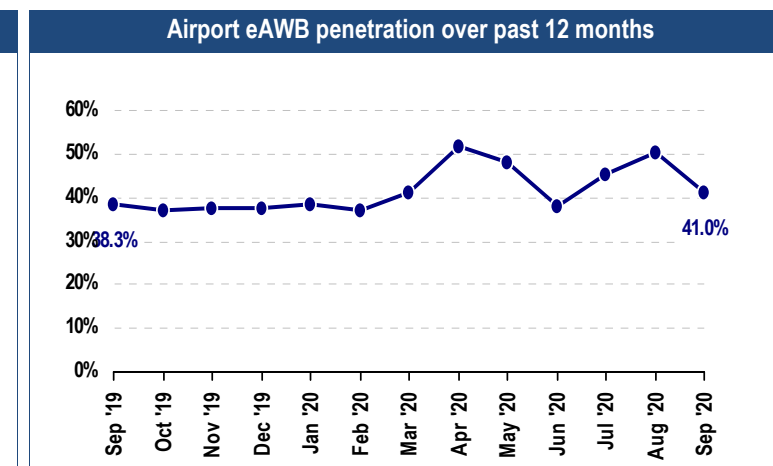
eAWB Airport Overview - September 2020



AIRPORT	CITY	COUNTRY	REGION	MP4 / MC99	SOP
HND - Haneda	TYO - Tokyo	JP - Japan	Asia Pacific	Both	

Volume	(e)AWB
Total AWB	3,131
eAWB Network	2,058
eAWB Actual	843
eAWB Potential	1,215

eAWB penetration and change vs previous month		
	eAWB penetration %	Change p.p.
Haneda	41.0%	-9.4 p.p.
Japan	51.9%	-3.1 p.p.
Asia Pacific	66.7%	-2.0 p.p.



Top Airlines by eAWB penetration		
Rank	Airline	eAWB Penetration %
1	TK - THY - Turkish Airlines	75.0%
2	AA - American Airlines	50.0%
3	NH - All Nippon Airways	49.9%
4	JL - Japan Airlines	35.4%
5	LH - Lufthansa Cargo	34.4%
6	5X - UPS Airlines	34.3%
7	UA - United Airlines	0.0%

Top FF Groups by eAWB penetration (from top 20 by volume)		
Rank	FF Group	eAWB Penetration %
1	MARUWN INTERNATIONAL FREIGHT	100.0%
2	DHL	100.0%
3	WORLD COURIER	94.6%
4	HANKYU HANSHIN EXPRESS	93.9%
5	OCS - OVERSEAS COURIER SERVICES	90.2%
6	YUSEN	65.4%
7	NIPPON EXPRESS	49.9%
8	MITSUI SOKO EXPRESS	30.6%
9	NNR GLOBAL LOGISTICS	28.6%
10	NISSIN CORP	5.4%

MeA and eAWB status at airport					
Who	Count	Signed MeA	%	Does eAWB	%
Airlines	9	7	77.8%	4	44.4%
FF Groups	57	26	45.6%	15	26.3%

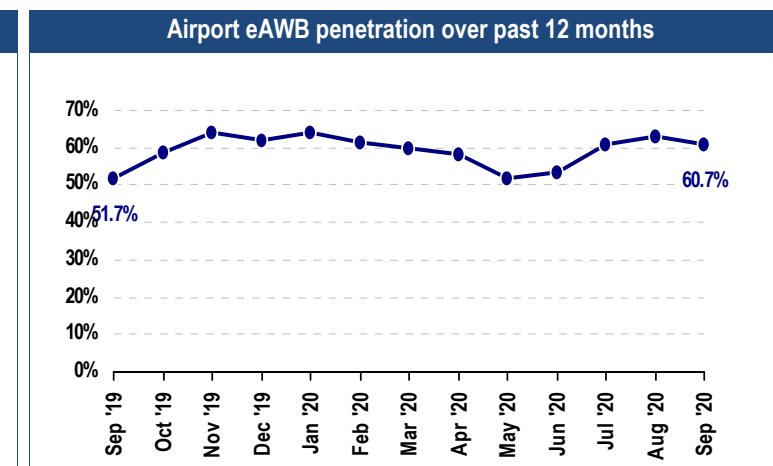
eAWB Airport Overview - September 2020



AIRPORT	CITY	COUNTRY	REGION	MP4 / MC99	SOP
IAD - Dulles Int'l	WAS - Washington	US - USA	The Americas	Both	Yes

Volume	(e)AWB
Total AWB	5,482
eAWB Network	4,238
eAWB Actual	2,574
eAWB Potential	1,664

eAWB penetration and change vs previous month		
	eAWB penetration %	Change p.p.
Dulles Int'l	60.7%	-2.1 p.p.
USA	58.9%	-0.5 p.p.
The Americas	53.8%	-0.8 p.p.



Top Airlines by eAWB penetration		
Rank	Airline	eAWB Penetration %
1	QR - Qatar Airways	92.4%
2	UA - United Airlines	86.6%
3	KL - KLM	84.4%
4	TP - TAP Portugal	76.2%
5	KE - Korean Air	71.9%
6	AF - Air France	69.8%
7	AA - American Airlines	63.6%
8	TK - THY - Turkish Airlines	57.7%
9	VS - Virgin Atlantic	55.6%
10	BA - IAG - British Airways	52.2%

Top FF Groups by eAWB penetration (from top 20 by volume)		
Rank	FF Group	eAWB Penetration %
1	UPS - UNITED PARCEL SERVICE	100.0%
2	SCHENKER	97.7%
3	EXPEDITORS GROUP	91.3%
4	CAVALIER LOGISTICS	87.3%
5	CARGO TRANSPORT	87.0%
6	BOLLORE	84.8%
7	DGF - DHL GLOBAL FORWARDING	84.5%
8	KWE - KINTETSU WORLD EXPRESS	84.4%
9	POLARIS WW LOGS	83.5%
10	CAVALIER INTL AIR FREIGHT	77.2%

MeA and eAWB status at airport					
Who	Count	Signed MeA	%	Does eAWB	%
Airlines	44	29	65.9%	18	40.9%
FF Groups	198	99	50.0%	82	41.4%

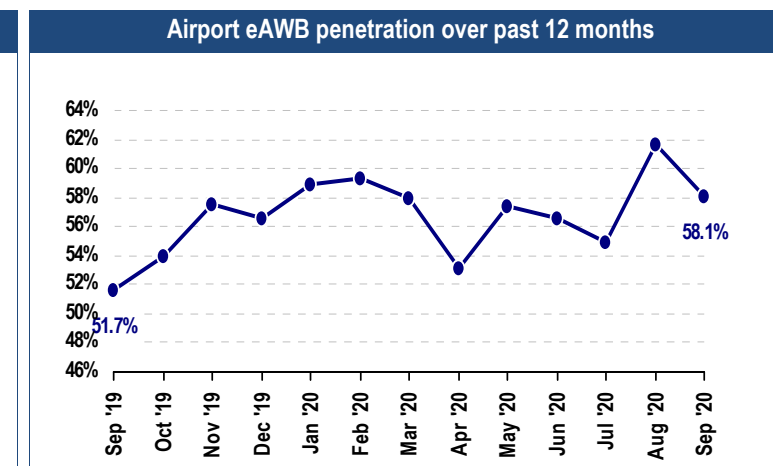
eAWB Airport Overview - September 2020



AIRPORT	CITY	COUNTRY	REGION	MP4 / MC99	SOP
IAH - George Bush Intercontl	HOU - Houston	US - USA	The Americas	Both	Yes

Volume	(e)AWB
Total AWB	8,018
eAWB Network	6,390
eAWB Actual	3,710
eAWB Potential	2,680

eAWB penetration and change vs previous month		
	eAWB penetration %	Change p.p.
George Bush Intercontl	58.1%	-3.6 p.p.
USA	58.9%	-0.5 p.p.
The Americas	53.8%	-0.8 p.p.



Top Airlines by eAWB penetration		
Rank	Airline	eAWB Penetration %
1	SQ - Singapore Airlines	88.0%
2	QR - Qatar Airways	87.7%
3	KZ - Nippon Cargo Airlines (NCA)	85.3%
4	KE - Korean Air	82.0%
5	UA - United Airlines	80.4%
6	KL - KLM	75.6%
7	AF - Air France	72.7%
8	CX - Cathay Pacific	72.4%
9	LH - Lufthansa Cargo	67.5%
10	AA - American Airlines	64.3%

Top FF Groups by eAWB penetration (from top 20 by volume)		
Rank	FF Group	eAWB Penetration %
1	HELLMANN WORLDWIDE LOGISTICS	94.7%
2	SCHENKER	93.4%
3	EXPEDITORS GROUP	92.9%
4	BOLLORE	92.5%
5	EMO TRANS	90.6%
6	DSV AIR & SEA	90.0%
7	CEVA GROUP	89.6%
8	NIPPON EXPRESS	88.9%
9	DGF - DHL GLOBAL FORWARDING	83.8%
10	AIT WORLDWIDE LOGISTICS	83.1%

MeA and eAWB status at airport					
Who	Count	Signed MeA	%	Does eAWB	%
Airlines	51	34	66.7%	19	37.3%
FF Groups	326	180	55.2%	149	45.7%

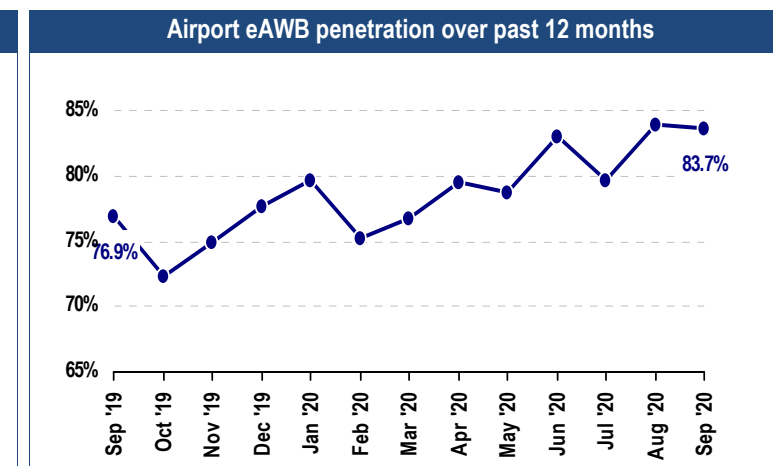
eAWB Airport Overview - September 2020



AIRPORT	CITY	COUNTRY	REGION	MP4 / MC99	SOP
ICN - Incheon International	SEL - Seoul	KR - Korea, Republic of	Asia Pacific	MC99	Yes

Volume	(e)AWB
Total AWB	85,232
eAWB Network	55,544
eAWB Actual	46,496
eAWB Potential	9,048

eAWB penetration and change vs previous month		
	eAWB penetration %	Change p.p.
Incheon International	83.7%	-0.2 p.p.
Korea, Republic of	83.9%	-0.1 p.p.
Asia Pacific	66.7%	-2.0 p.p.



Top Airlines by eAWB penetration		
Rank	Airline	eAWB Penetration %
1	KE - Korean Air	97.7%
2	QR - Qatar Airways	97.1%
3	AA - American Airlines	95.0%
4	AF - Air France	94.3%
5	CX - Cathay Pacific	93.3%
6	KL - KLM	91.9%
7	EY - Etihad Airways	90.1%
8	SQ - Singapore Airlines	89.3%
9	LH - Lufthansa Cargo	84.4%
10	UA - United Airlines	84.4%

Top FF Groups by eAWB penetration (from top 20 by volume)		
Rank	FF Group	eAWB Penetration %
1	WAC INTERNATIONAL LOGISTICS	99.7%
2	EXPEDITORS GROUP	97.9%
3	PANTOS LOGS	96.0%
4	HTNS - HANARO TNS	95.6%
5	KWE - KINTETSU WORLD EXPRESS	95.5%
6	CJ KOREA EXPRESS	95.4%
7	SC LOGISTICS	95.0%
8	WOOJUNG AIR CONSOLIDATION	93.5%
9	WOOJIN AIR CONSOLIDATORS CO	92.7%
10	SCHENKER	92.2%

MeA and eAWB status at airport					
Who	Count	Signed MeA	%	Does eAWB	%
Airlines	42	36	85.7%	19	45.2%
FF Groups	218	119	54.6%	193	88.5%

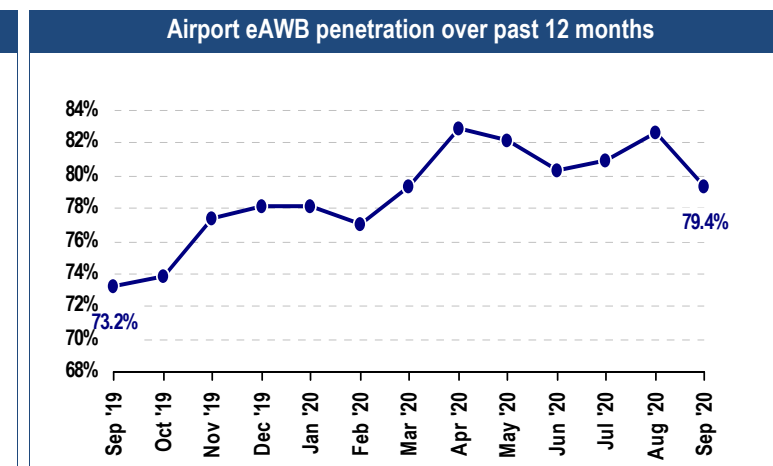
eAWB Airport Overview - September 2020



AIRPORT	CITY	COUNTRY	REGION	MP4 / MC99	SOP
IST - Ataturk	IST - Istanbul	TR - Turkey	Europe	Both	Yes

Volume	
	(e)AWB
Total AWB	14,717
eAWB Network	12,805
eAWB Actual	10,173
eAWB Potential	2,632

eAWB penetration and change vs previous month		
	eAWB penetration %	Change p.p.
Ataturk	79.4%	-3.3 p.p.
Turkey	79.2%	-3.1 p.p.
Europe	63.2%	-0.5 p.p.



Top Airlines by eAWB penetration		
Rank	Airline	eAWB Penetration %
1	TK - THY - Turkish Airlines	85.1%
2	QR - Qatar Airways	81.9%
3	LH - Lufthansa Cargo	78.6%
4	SQ - Singapore Airlines	77.0%
5	SV - Saudi Arabian Airlines	74.2%
6	5X - UPS Airlines	63.6%
7	KL - KLM	52.4%
8	WY - Oman Air	20.0%
9	ET - Ethiopian Airlines	2.3%
10	EK - Emirates	0.0%

Top FF Groups by eAWB penetration (from top 20 by volume)		
Rank	FF Group	eAWB Penetration %
1	AIR TECH KARGO	99.7%
2	TRANSORIENT_TURKEY	99.4%
3	ALBATRANS	98.9%
4	GALATA TASIMACILIK VE TICARET	98.8%
5	CEVA GROUP	98.5%
6	KITA ULASTIRMA HIZMETLERI	97.2%
7	BORUSAN LOJISTIK	96.4%
8	SCHENKER	95.4%
9	GLOBELINK UNIMAR LOGISTICS	94.4%
10	MARS AIR AND SEA	93.6%

MeA and eAWB status at airport					
Who	Count	Signed MeA	%	Does eAWB	%
Airlines	24	15	62.5%	7	29.2%
FF Groups	98	47	48.0%	79	80.6%

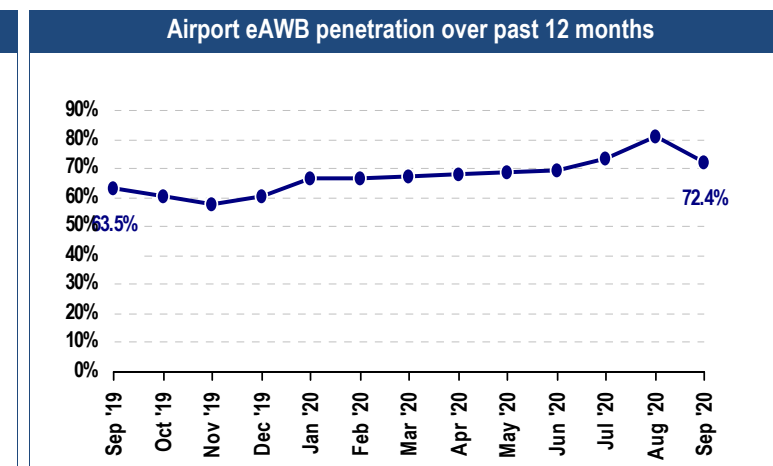
eAWB Airport Overview - September 2020



AIRPORT	CITY	COUNTRY	REGION	MP4 / MC99	SOP
JED - King Abdulaziz Int'l	JED - Jeddah	SA - Saudi Arabia	Middle East	MC99	Yes

Volume	(e)AWB
Total AWB	1,354
eAWB Network	1,319
eAWB Actual	955
eAWB Potential	364

eAWB penetration and change vs previous month		
	eAWB penetration %	Change p.p.
King Abdulaziz Int'l	72.4%	-8.9 p.p.
Saudi Arabia	58.3%	-6.7 p.p.
Middle East	82.0%	+0.1 p.p.



Top Airlines by eAWB penetration		
Rank	Airline	eAWB Penetration %
1	ET - Ethiopian Airlines	99.8%
2	5X - UPS Airlines	73.7%
3	SV - Saudi Arabian Airlines	63.7%
4	EK - Emirates	48.8%
5	TK - THY - Turkish Airlines	13.6%

Top FF Groups by eAWB penetration (from top 20 by volume)		
Rank	FF Group	eAWB Penetration %
1	AL ZAFER WINGS CARGO SERVICES	100.0%
2	EXPEDITORS GROUP	100.0%
3	MUNAWLA CARGO	94.2%
4	MOHSEN CARGO SERVICES	93.2%
5	FARNAS CARGO SERVICES	87.6%
6	ALPHA CARGO SERVICES	86.4%
7	NAMMA CARGO SRVCS	84.6%
8	BASEM INTL AIR CARGO	78.8%
9	SHITA CARGO	77.8%
10	SKYWAY AIR AND SEA CARGO	73.3%

MeA and eAWB status at airport					
Who	Count	Signed MeA	%	Does eAWB	%
Airlines	7	7	100.0%	4	57.1%
FF Groups	25	7	28.0%	22	88.0%

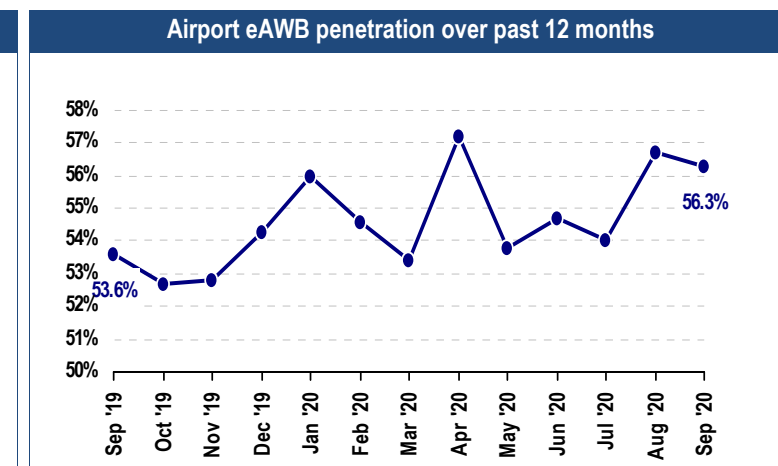
eAWB Airport Overview - September 2020



AIRPORT	CITY	COUNTRY	REGION	MP4 / MC99	SOP
JFK - John F Kennedy Int'l	NYC - New York	US - USA	The Americas	Both	Yes

Volume	
	(e)AWB
Total AWB	32,061
eAWB Network	23,412
eAWB Actual	13,185
eAWB Potential	10,227

eAWB penetration and change vs previous month		
	eAWB penetration %	Change p.p.
John F Kennedy Int'l	56.3%	-0.4 p.p.
USA	58.9%	-0.5 p.p.
The Americas	53.8%	-0.8 p.p.



Top Airlines by eAWB penetration		
Rank	Airline	eAWB Penetration %
1	AF - Air France	80.9%
2	CI - China Airlines	80.8%
3	KL - KLM	80.6%
4	QR - Qatar Airways	79.9%
5	SQ - Singapore Airlines	79.4%
6	UA - United Airlines	78.6%
7	KZ - Nippon Cargo Airlines (NCA)	70.4%
8	AA - American Airlines	65.5%
9	JL - Japan Airlines	64.1%
10	LH - Lufthansa Cargo	63.1%

Top FF Groups by eAWB penetration (from top 20 by volume)		
Rank	FF Group	eAWB Penetration %
1	SCHENKER	93.1%
2	UPS - UNITED PARCEL SERVICE	92.8%
3	EXPEDITORS GROUP	91.5%
4	DGF - DHL GLOBAL FORWARDING	86.8%
5	CEVA GROUP	86.7%
6	DSV AIR & SEA	86.1%
7	KWE - KINTETSU WORLD EXPRESS	84.9%
8	SEKO WORDWIDE	84.1%
9	ARAMEX - ARAB AMERICAN EXPRESS	83.7%
10	BRINK'S	81.4%

MeA and eAWB status at airport					
Who	Count	Signed MeA	%	Does eAWB	%
Airlines	66	43	65.2%	27	40.9%
FF Groups	610	307	50.3%	327	53.6%

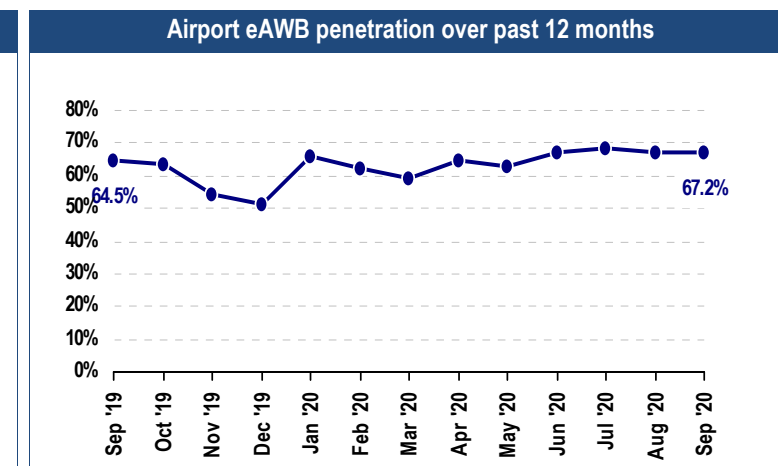


eAWB Airport Overview - September 2020

AIRPORT	CITY	COUNTRY	REGION	MP4 / MC99	SOP
JNB - Johannesburg Int'l	JNB - Johannesburg	ZA - South Africa	Africa	MC99	Yes

Volume	(e)AWB
Total AWB	11,863
eAWB Network	10,208
eAWB Actual	6,858
eAWB Potential	3,350

eAWB penetration and change vs previous month		
	eAWB penetration %	Change p.p.
Johannesburg Int'l	67.2%	-0.1 p.p.
South Africa	66.9%	-0.1 p.p.
Africa	66.7%	-0.1 p.p.



Top Airlines by eAWB penetration		
Rank	Airline	eAWB Penetration %
1	ET - Ethiopian Airlines	99.3%
2	SQ - Singapore Airlines	87.8%
3	QR - Qatar Airways	86.7%
4	KL - KLM	82.2%
5	AF - Air France	80.9%
6	EY - Etihad Airways	78.7%
7	TK - THY - Turkish Airlines	72.5%
8	CV - Cargolux	62.0%
9	LX - SWISS	51.5%
10	LH - Lufthansa Cargo	42.1%

Top FF Groups by eAWB penetration (from top 20 by volume)		
Rank	FF Group	eAWB Penetration %
1	DGF - DHL GLOBAL FORWARDING	95.6%
2	DSV AIR & SEA	94.4%
3	SCHENKER	93.2%
4	CFR FREIGHT	87.0%
5	AIR MENZIES INTL	86.8%
6	MORGAN AIR CARGO	85.4%
7	GROUPAIR	84.6%
8	ROHLIG	84.0%
9	SKYSERVICES	80.0%
10	TRANS UNIVERSAL CONSOLRS	71.7%

MeA and eAWB status at airport					
Who	Count	Signed MeA	%	Does eAWB	%
Airlines	20	20	100.0%	14	70.0%
FF Groups	100	58	58.0%	58	58.0%

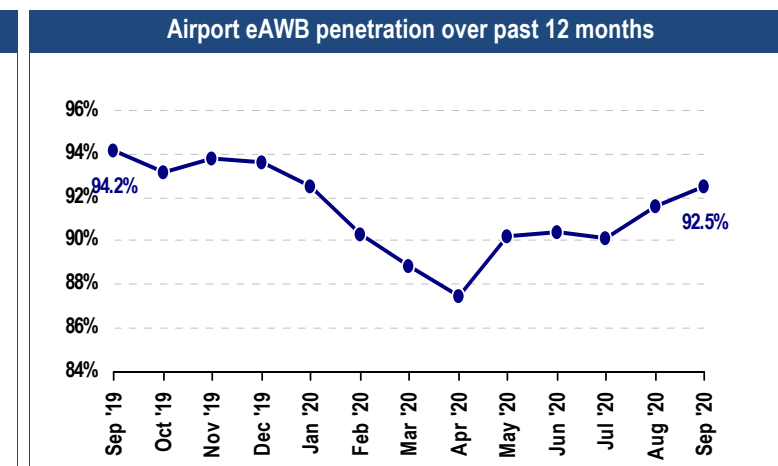


eAWB Airport Overview - September 2020

AIRPORT	CITY	COUNTRY	REGION	MP4 / MC99	SOP
KHH - Kaohsiung Int'l	KHH - Kaohsiung	TW - Chinese Taipei	North Asia	NONE	

Volume	(e)AWB
Total AWB	4,442
eAWB Network	4,406
eAWB Actual	4,077
eAWB Potential	329

eAWB penetration and change vs previous month		
	eAWB penetration %	Change p.p.
Kaohsiung Int'l	92.5%	+0.9 p.p.
Chinese Taipei	83.6%	+2.0 p.p.
North Asia	74.7%	-1.1 p.p.



Top Airlines by eAWB penetration		
Rank	Airline	eAWB Penetration %
1	CX - Cathay Pacific	99.8%
2	BR - EVA Air	97.7%
3	CI - China Airlines	91.3%
4	JL - Japan Airlines	86.1%
5	NH - All Nippon Airways	81.8%
6	5X - UPS Airlines	75.0%
7	TK - THY - Turkish Airlines	66.7%
8	AM - Aeromexico	0.0%
9	MU - China Eastern Airlines	0.0%

Top FF Groups by eAWB penetration (from top 20 by volume)		
Rank	FF Group	eAWB Penetration %
1	DIMERCO EXPRESS	100.0%
2	DGF - DHL GLOBAL FORWARDING	100.0%
3	UPS - UNITED PARCEL SERVICE	100.0%
4	JET WAY EXPRESS	100.0%
5	MORRISON EXPRESS	100.0%
6	DOLPHIN CO	100.0%
7	PACIFIC STAR INTL	100.0%
8	YUSEN	99.2%
9	NNR GLOBAL LOGISTICS	98.9%
10	KWE - KINTETSU WORLD EXPRESS	98.9%

MeA and eAWB status at airport					
Who	Count	Signed MeA	%	Does eAWB	%
Airlines	8	7	87.5%	7	87.5%
FF Groups	54	21	38.9%	53	98.1%

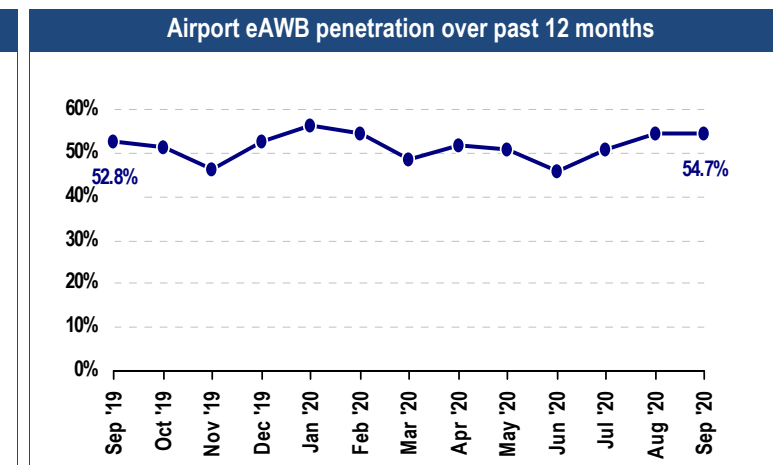
eAWB Airport Overview - September 2020



AIRPORT	CITY	COUNTRY	REGION	MP4 / MC99	SOP
KIX - Kansai International	OSA - Osaka	JP - Japan	Asia Pacific	Both	Yes

Volume	
	(e)AWB
Total AWB	26,592
eAWB Network	20,185
eAWB Actual	11,048
eAWB Potential	9,137

eAWB penetration and change vs previous month		
	eAWB penetration %	Change p.p.
Kansai International	54.7%	+0.3 p.p.
Japan	51.9%	-3.1 p.p.
Asia Pacific	66.7%	-2.0 p.p.



Top Airlines by eAWB penetration		
Rank	Airline	eAWB Penetration %
1	CX - Cathay Pacific	87.7%
2	SQ - Singapore Airlines	86.3%
3	LH - Lufthansa Cargo	83.2%
4	AA - American Airlines	83.1%
5	UA - United Airlines	82.0%
6	KL - KLM	81.6%
7	KE - Korean Air	80.7%
8	CV - Cargolux	75.4%
9	AF - Air France	71.9%
10	QR - Qatar Airways	63.2%

Top FF Groups by eAWB penetration (from top 20 by volume)		
Rank	FF Group	eAWB Penetration %
1	SCHENKER	83.5%
2	DGF - DHL GLOBAL FORWARDING	82.5%
3	NNR GLOBAL LOGISTICS	77.9%
4	KWE - KINTETSU WORLD EXPRESS	77.0%
5	NIPPON EXPRESS	75.8%
6	YUSEN	75.0%
7	MOL LOGISTICS - MITSUI OSK LINES	72.4%
8	UCI AIRFREIGHT	70.2%
9	HANKYU HANSHIN EXPRESS	67.4%
10	VANTEC HTS (HITACHI TRANSPORT SYSTEM) FORWARDING	67.3%

MeA and eAWB status at airport					
Who	Count	Signed MeA	%	Does eAWB	%
Airlines	43	35	81.4%	18	41.9%
FF Groups	96	39	40.6%	63	65.6%

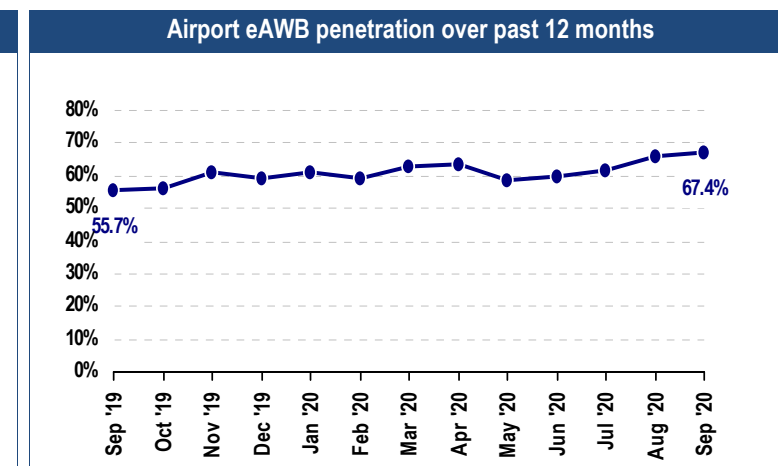
eAWB Airport Overview - September 2020



AIRPORT	CITY	COUNTRY	REGION	MP4 / MC99	SOP
KUL - Kuala Lumpur Int'l	KUL - Kuala Lumpur	MY - Malaysia	Asia Pacific	Both	

Volume	(e)AWB
Total AWB	11,067
eAWB Network	7,734
eAWB Actual	5,212
eAWB Potential	2,522

eAWB penetration and change vs previous month		
	eAWB penetration %	Change p.p.
Kuala Lumpur Int'l	67.4%	+1.5 p.p.
Malaysia	71.0%	+1.3 p.p.
Asia Pacific	66.7%	-2.0 p.p.



Top Airlines by eAWB penetration		
Rank	Airline	eAWB Penetration %
1	QR - Qatar Airways	96.5%
2	KL - KLM	93.3%
3	CX - Cathay Pacific	90.1%
4	KE - Korean Air	80.5%
5	CI - China Airlines	77.4%
6	EY - Etihad Airways	74.4%
7	SV - Saudi Arabian Airlines	69.0%
8	BR - EVA Air	56.0%
9	NH - All Nippon Airways	55.6%
10	5X - UPS Airlines	42.2%

Top FF Groups by eAWB penetration (from top 20 by volume)		
Rank	FF Group	eAWB Penetration %
1	EXPEDITORS GROUP	94.5%
2	CTI LOGISTICS	94.3%
3	TASCO BERHAD - TRANS-ASIA SHIPPING CO	91.1%
4	DGF - DHL GLOBAL FORWARDING	88.9%
5	NNR GLOBAL LOGISTICS	87.0%
6	DSV AIR & SEA	85.9%
7	FFS - FORWARD FREIGHT SERVICES	85.1%
8	KWE - KINTETSU WORLD EXPRESS	85.1%
9	TRANSCARGO WORLDWIDE	84.9%
10	CEVA GROUP	82.9%

MeA and eAWB status at airport					
Who	Count	Signed MeA	%	Does eAWB	%
Airlines	23	21	91.3%	15	65.2%
FF Groups	105	48	45.7%	75	71.4%

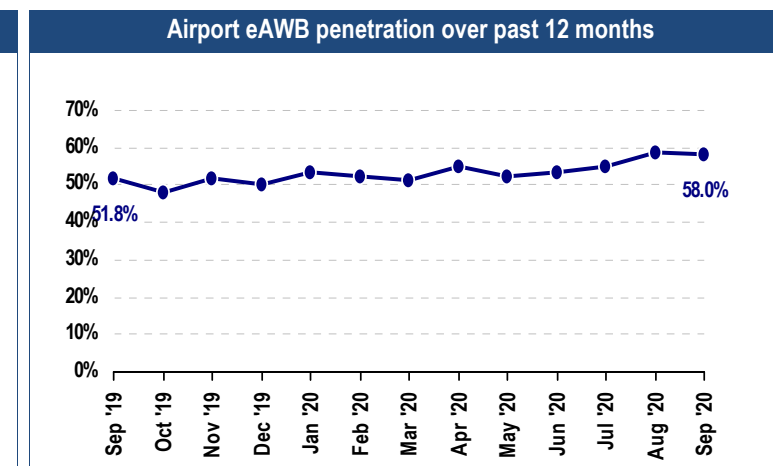
eAWB Airport Overview - September 2020



AIRPORT	CITY	COUNTRY	REGION	MP4 / MC99	SOP
LAX - Los Angeles Int'l	LAX - Los Angeles	US - USA	The Americas	Both	Yes

Volume	
	(e)AWB
Total AWB	37,207
eAWB Network	26,015
eAWB Actual	15,095
eAWB Potential	10,920

eAWB penetration and change vs previous month		
	eAWB penetration %	Change p.p.
Los Angeles Int'l	58.0%	-0.9 p.p.
USA	58.9%	-0.5 p.p.
The Americas	53.8%	-0.8 p.p.



Top Airlines by eAWB penetration		
Rank	Airline	eAWB Penetration %
1	SQ - Singapore Airlines	88.5%
2	KL - KLM	87.5%
3	QR - Qatar Airways	85.7%
4	AF - Air France	79.6%
5	UA - United Airlines	75.5%
6	CX - Cathay Pacific	74.0%
7	AA - American Airlines	70.5%
8	EY - Etihad Airways	69.6%
9	CV - Cargolux	69.0%
10	LH - Lufthansa Cargo	68.1%

Top FF Groups by eAWB penetration (from top 20 by volume)		
Rank	FF Group	eAWB Penetration %
1	DYNASTY WORLDWIDE LOGISTICS GROUP	94.4%
2	UPS - UNITED PARCEL SERVICE	91.5%
3	ABLE FREIGHT SERVICES	89.1%
4	EXPEDITORS GROUP	86.5%
5	DGF - DHL GLOBAL FORWARDING	85.3%
6	DSV AIR & SEA	80.7%
7	SCHENKER	80.4%
8	CEVA GROUP	79.8%
9	KWE - KINTETSU WORLD EXPRESS	76.9%
10	KUEHNE + NAGEL	76.9%

MeA and eAWB status at airport					
Who	Count	Signed MeA	%	Does eAWB	%
Airlines	57	40	70.2%	24	42.1%
FF Groups	612	309	50.5%	295	48.2%

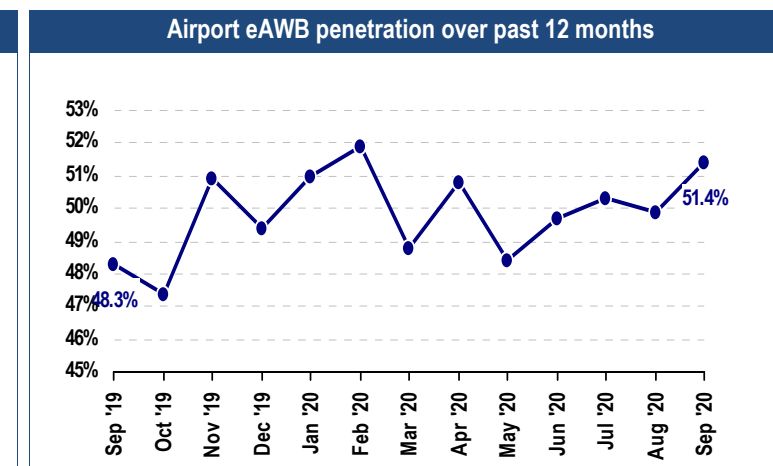
eAWB Airport Overview - September 2020



AIRPORT	CITY	COUNTRY	REGION	MP4 / MC99	SOP
LHR - Heathrow	LON - London	GB - United Kingdom	Europe	Both	Yes

Volume	
	(e)AWB
Total AWB	46,361
eAWB Network	34,753
eAWB Actual	17,851
eAWB Potential	16,902

eAWB penetration and change vs previous month		
	eAWB penetration %	Change p.p.
Heathrow	51.4%	+1.5 p.p.
United Kingdom	50.1%	+1.2 p.p.
Europe	63.2%	-0.5 p.p.



Top Airlines by eAWB penetration		
Rank	Airline	eAWB Penetration %
1	KE - Korean Air	99.1%
2	SV - Saudi Arabian Airlines	81.1%
3	SQ - Singapore Airlines	78.3%
4	AF - Air France	77.9%
5	KL - KLM	76.1%
6	UA - United Airlines	71.9%
7	EY - Etihad Airways	71.5%
8	QR - Qatar Airways	71.2%
9	AA - American Airlines	68.1%
10	LX - SWISS	66.2%

Top FF Groups by eAWB penetration (from top 20 by volume)		
Rank	FF Group	eAWB Penetration %
1	BOLLORE	91.7%
2	DHL AVIATION	90.6%
3	DGF - DHL GLOBAL FORWARDING	88.8%
4	UPS - UNITED PARCEL SERVICE	88.5%
5	SCHENKER	88.0%
6	DHL	86.7%
7	DSV AIR & SEA	84.8%
8	EXPEDITORS GROUP	84.6%
9	WORLD COURIER	83.8%
10	CEVA GROUP	80.7%

MeA and eAWB status at airport					
Who	Count	Signed MeA	%	Does eAWB	%
Airlines	74	48	64.9%	25	33.8%
FF Groups	387	167	43.2%	201	51.9%

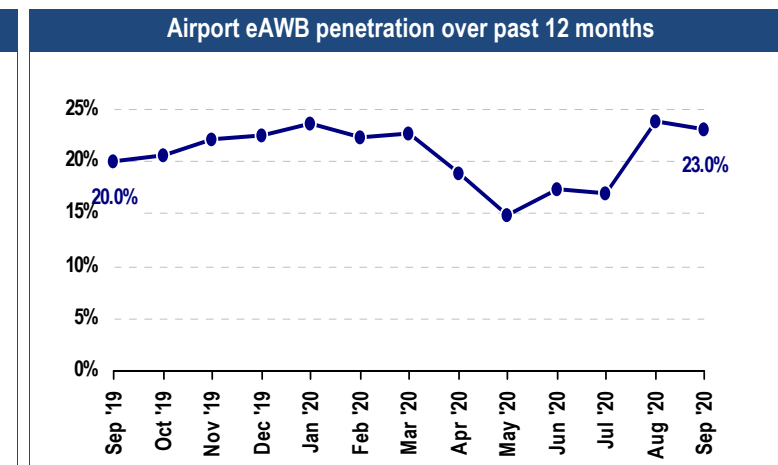


eAWB Airport Overview - September 2020

AIRPORT	CITY	COUNTRY	REGION	MP4 / MC99	SOP
LIM - J Chavez Int'l	LIM - Lima	PE - Peru	The Americas	MC99	Yes

Volume	(e)AWB
Total AWB	5,633
eAWB Network	3,171
eAWB Actual	729
eAWB Potential	2,442

eAWB penetration and change vs previous month		
	eAWB penetration %	Change p.p.
J Chavez Int'l	23.0%	-0.8 p.p.
Peru	23.0%	-0.8 p.p.
The Americas	53.8%	-0.8 p.p.



Top Airlines by eAWB penetration		
Rank	Airline	eAWB Penetration %
1	KL - KLM	47.3%
2	AF - Air France	43.2%
3	5X - UPS Airlines	12.2%
4	LA - LAN Airlines	11.5%
5	KE - Korean Air	9.3%
6	IB - IAG - IBERIA	5.3%
7	LH - Lufthansa Cargo	0.0%
8	BA - IAG - British Airways	0.0%
9	EK - Emirates	0.0%
10	CI - China Airlines	0.0%

Top FF Groups by eAWB penetration (from top 20 by volume)		
Rank	FF Group	eAWB Penetration %
1	DGF - DHL GLOBAL FORWARDING	88.0%
2	GAMARRA AIR CARGO	76.0%
3	KUEHNE + NAGEL	62.4%
4	SCHENKER	57.1%
5	HELLMANN WORLDWIDE LOGISTICS	55.8%
6	AGILITY	50.0%
7	DACHSER	50.0%
8	GEODIS	39.3%
9	A HARTRODT	29.0%
10	EXPEDITORS GROUP	21.2%

MeA and eAWB status at airport					
Who	Count	Signed MeA	%	Does eAWB	%
Airlines	18	15	83.3%	5	27.8%
FF Groups	65	41	63.1%	13	20.0%

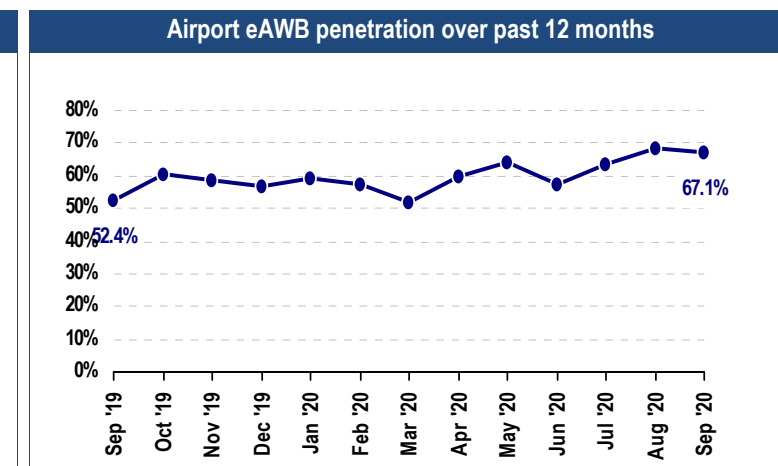
eAWB Airport Overview - September 2020



AIRPORT	CITY	COUNTRY	REGION	MP4 / MC99	SOP
LUX - Luxembourg	LUX - Luxembourg	LU - Luxembourg	Europe	Both	

Volume	(e)AWB
Total AWB	3,671
eAWB Network	3,582
eAWB Actual	2,405
eAWB Potential	1,177

eAWB penetration and change vs previous month		
	eAWB penetration %	Change p.p.
Luxembourg	67.1%	-1.2 p.p.
Luxembourg	67.1%	-1.2 p.p.
Europe	63.2%	-0.5 p.p.



Top Airlines by eAWB penetration		
Rank	Airline	eAWB Penetration %
1	CI - China Airlines	96.0%
2	QR - Qatar Airways	86.3%
3	CV - Cargolux	66.4%
4	5X - UPS Airlines	58.8%
5	LH - Lufthansa Cargo	56.3%
6	TK - THY - Turkish Airlines	12.5%
7	FI - Icelandair	0.0%
8	NH - All Nippon Airways	0.0%

Top FF Groups by eAWB penetration (from top 20 by volume)		
Rank	FF Group	eAWB Penetration %
1	MORRISON EXPRESS	100.0%
2	FLF - FASHION LOGISTIC FORWARDERS (INDITEX)	100.0%
3	OIA GLOBAL LOGISTICS	88.9%
4	YUSEN	87.5%
5	KUEHNE + NAGEL	85.1%
6	SCHENKER	84.3%
7	DSV AIR & SEA	80.5%
8	TNT EXPRESS	80.0%
9	PANALPINA	78.5%
10	HERFURTH LOGS	75.0%

MeA and eAWB status at airport					
Who	Count	Signed MeA	%	Does eAWB	%
Airlines	9	7	77.8%	5	55.6%
FF Groups	104	61	58.7%	43	41.3%

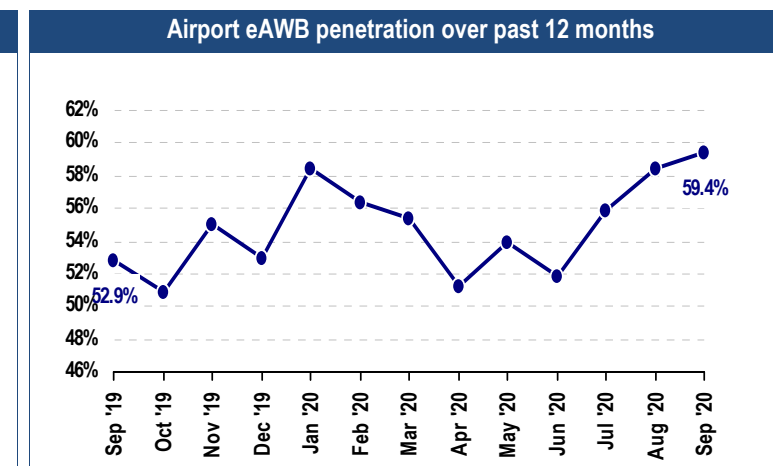
eAWB Airport Overview - September 2020



AIRPORT	CITY	COUNTRY	REGION	MP4 / MC99	SOP
LYS - Satolas	LYS - Lyon	FR - France	Europe	MC99	

Volume	(e)AWB
Total AWB	4,833
eAWB Network	3,562
eAWB Actual	2,117
eAWB Potential	1,445

eAWB penetration and change vs previous month		
	eAWB penetration %	Change p.p.
Satolas	59.4%	+0.9 p.p.
France	66.0%	+1.4 p.p.
Europe	63.2%	-0.5 p.p.



Top Airlines by eAWB penetration		
Rank	Airline	eAWB Penetration %
1	KE - Korean Air	93.5%
2	AF - Air France	86.8%
3	KL - KLM	84.4%
4	BR - EVA Air	84.0%
5	AA - American Airlines	79.3%
6	ET - Ethiopian Airlines	73.3%
7	EY - Etihad Airways	65.8%
8	QR - Qatar Airways	62.2%
9	LH - Lufthansa Cargo	61.7%
10	TK - THY - Turkish Airlines	57.4%

Top FF Groups by eAWB penetration (from top 20 by volume)		
Rank	FF Group	eAWB Penetration %
1	EXPEDITORS GROUP	95.5%
2	UPS - UNITED PARCEL SERVICE	91.1%
3	SCHENKER	89.7%
4	A HARTRODT	87.4%
5	BOLLORE	86.7%
6	GEODIS	86.5%
7	KUEHNE + NAGEL	86.3%
8	ZIEGLER	77.2%
9	MATHEZ	72.7%
10	DACHSER	72.5%

MeA and eAWB status at airport					
Who	Count	Signed MeA	%	Does eAWB	%
Airlines	51	32	62.7%	23	45.1%
FF Groups	84	50	59.5%	57	67.9%

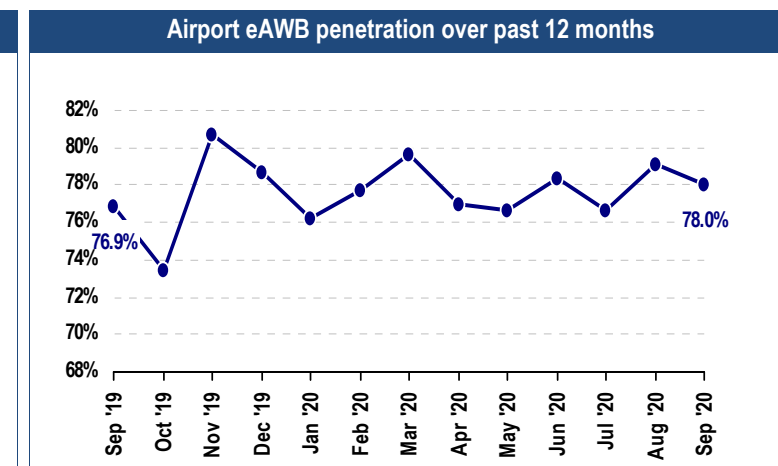
eAWB Airport Overview - September 2020



AIRPORT	CITY	COUNTRY	REGION	MP4 / MC99	SOP
MAA - Chennai	MAA - Chennai	IN - India	Asia Pacific	MC99	

Volume	(e)AWB
Total AWB	7,282
eAWB Network	7,129
eAWB Actual	5,559
eAWB Potential	1,570

eAWB penetration and change vs previous month		
	eAWB penetration %	Change p.p.
Chennai	78.0%	-1.1 p.p.
India	71.8%	-4.5 p.p.
Asia Pacific	66.7%	-2.0 p.p.



Top Airlines by eAWB penetration		
Rank	Airline	eAWB Penetration %
1	CX - Cathay Pacific	99.9%
2	EY - Etihad Airways	99.0%
3	BA - IAG - British Airways	97.5%
4	QR - Qatar Airways	91.9%
5	LH - Lufthansa Cargo	91.8%
6	SQ - Singapore Airlines	76.7%
7	TK - THY - Turkish Airlines	73.6%
8	5X - UPS Airlines	66.7%
9	SV - Saudi Arabian Airlines	39.3%
10	EK - Emirates	25.9%

Top FF Groups by eAWB penetration (from top 20 by volume)		
Rank	FF Group	eAWB Penetration %
1	SABIN FORWARDERS	100.0%
2	SKYWAYS AIR SERVICES	97.5%
3	AGILITY	96.7%
4	GEODIS	95.1%
5	CEVA GROUP	93.5%
6	UPS - UNITED PARCEL SERVICE	92.6%
7	KERRY LOGISTICS	90.7%
8	SCHENKER	90.4%
9	DGF - DHL GLOBAL FORWARDING	89.6%
10	DSV AIR & SEA	84.8%

MeA and eAWB status at airport					
Who	Count	Signed MeA	%	Does eAWB	%
Airlines	13	12	92.3%	10	76.9%
FF Groups	118	76	64.4%	107	90.7%

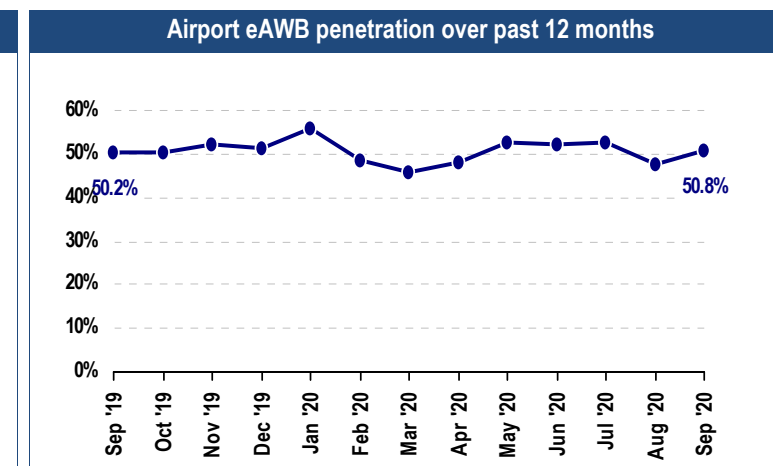
eAWB Airport Overview - September 2020



AIRPORT	CITY	COUNTRY	REGION	MP4 / MC99	SOP
MAD - Barajas	MAD - Madrid	ES - Spain and Canary Islands	Europe	Both	Yes

Volume	
	(e)AWB
Total AWB	10,005
eAWB Network	7,261
eAWB Actual	3,689
eAWB Potential	3,572

eAWB penetration and change vs previous month		
	eAWB penetration %	Change p.p.
Barajas	50.8%	+3.0 p.p.
Spain and Canary Islands	54.1%	+0.8 p.p.
Europe	63.2%	-0.5 p.p.



Top Airlines by eAWB penetration		
Rank	Airline	eAWB Penetration %
1	KE - Korean Air	98.8%
2	EY - Etihad Airways	71.1%
3	AF - Air France	69.6%
4	CI - China Airlines	66.7%
5	AA - American Airlines	65.5%
6	QR - Qatar Airways	64.9%
7	LH - Lufthansa Cargo	54.4%
8	KL - KLM	54.0%
9	EK - Emirates	43.4%
10	TK - THY - Turkish Airlines	40.2%

Top FF Groups by eAWB penetration (from top 20 by volume)		
Rank	FF Group	eAWB Penetration %
1	SCHENKER	93.7%
2	FLF - FASHION LOGISTIC FORWARDERS (INDITEX)	91.0%
3	EXPEDITORS GROUP	90.9%
4	BOLLORE	88.5%
5	GEODIS	85.5%
6	CEVA GROUP	85.3%
7	TIBA INTL	81.6%
8	DSV AIR & SEA	77.7%
9	EUROCARGO EXPRESS	75.0%
10	DECOEXA - DEPOSITOS DE COMERCIO EXTERIOR	69.3%

MeA and eAWB status at airport					
Who	Count	Signed MeA	%	Does eAWB	%
Airlines	55	36	65.5%	19	34.5%
FF Groups	158	66	41.8%	85	53.8%

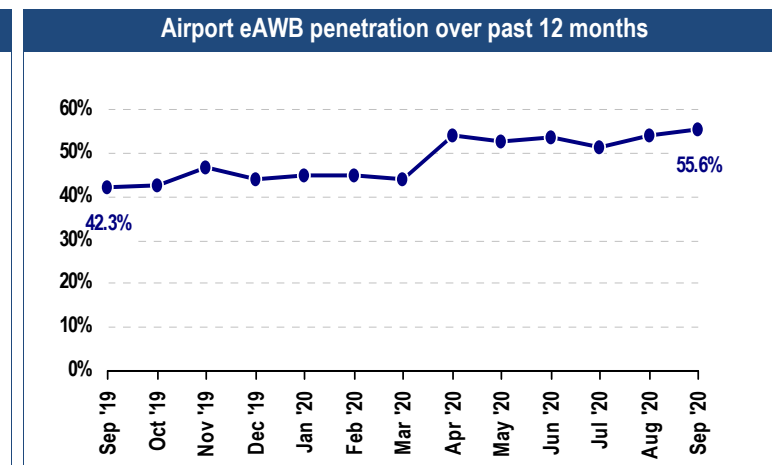
eAWB Airport Overview - September 2020



AIRPORT	CITY	COUNTRY	REGION	MP4 / MC99	SOP
MAN - Airport	MAN - Manchester	GB - United Kingdom	Europe	Both	

Volume	(e)AWB
Total AWB	5,456
eAWB Network	4,668
eAWB Actual	2,596
eAWB Potential	2,072

eAWB penetration and change vs previous month		
	eAWB penetration %	Change p.p.
Airport	55.6%	+1.5 p.p.
United Kingdom	50.1%	+1.2 p.p.
Europe	63.2%	-0.5 p.p.



Top Airlines by eAWB penetration		
Rank	Airline	eAWB Penetration %
1	UA - United Airlines	94.1%
2	SV - Saudi Arabian Airlines	90.9%
3	KE - Korean Air	90.9%
4	KL - KLM	79.0%
5	AA - American Airlines	74.4%
6	LH - Lufthansa Cargo	73.7%
7	SQ - Singapore Airlines	70.2%
8	EY - Etihad Airways	69.1%
9	AF - Air France	67.2%
10	QR - Qatar Airways	62.1%

Top FF Groups by eAWB penetration (from top 20 by volume)		
Rank	FF Group	eAWB Penetration %
1	DGF - DHL GLOBAL FORWARDING	100.0%
2	DSV AIR & SEA	91.3%
3	EXPEDITORS GROUP	87.5%
4	AIR MENZIES INTL	86.1%
5	DHL	83.9%
6	TRANS GLOBAL FRT MGMT	78.4%
7	BOLLORE	78.3%
8	TQ EXPRESS	78.2%
9	KUEHNE + NAGEL	74.4%
10	FUTURE FORWARDING	71.0%

MeA and eAWB status at airport					
Who	Count	Signed MeA	%	Does eAWB	%
Airlines	50	37	74.0%	21	42.0%
FF Groups	150	77	51.3%	84	56.0%

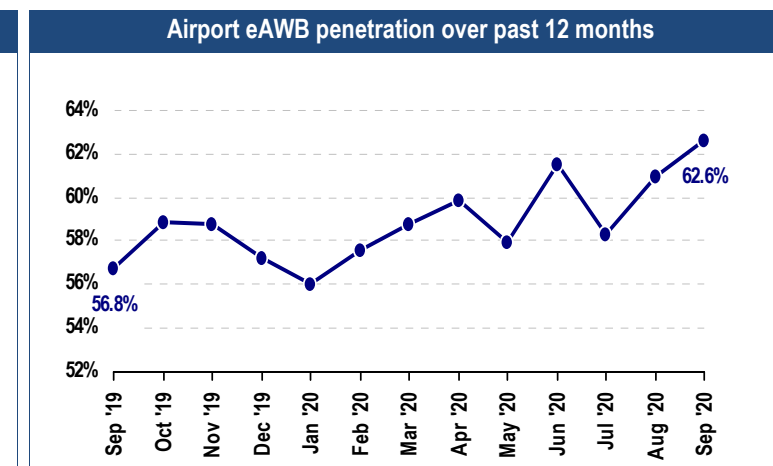
eAWB Airport Overview - September 2020



AIRPORT	CITY	COUNTRY	REGION	MP4 / MC99	SOP
MEL - Tullamarine	MEL - Melbourne	AU - Australia	Asia Pacific	Both	Yes

Volume	(e)AWB
Total AWB	6,369
eAWB Network	4,678
eAWB Actual	2,927
eAWB Potential	1,751

eAWB penetration and change vs previous month		
	eAWB penetration %	Change p.p.
Tullamarine	62.6%	+1.6 p.p.
Australia	62.4%	-2.3 p.p.
Asia Pacific	66.7%	-2.0 p.p.



Top Airlines by eAWB penetration		
Rank	Airline	eAWB Penetration %
1	EY - Etihad Airways	96.0%
2	CX - Cathay Pacific	92.0%
3	SQ - Singapore Airlines	91.1%
4	UA - United Airlines	87.8%
5	QR - Qatar Airways	77.1%
6	JL - Japan Airlines	64.8%
7	AA - American Airlines	44.3%
8	QF - Qantas	39.5%
9	5X - UPS Airlines	36.3%
10	TK - THY - Turkish Airlines	16.7%

Top FF Groups by eAWB penetration (from top 20 by volume)		
Rank	FF Group	eAWB Penetration %
1	ROYAL EXPRESS	94.4%
2	SCHENKER	93.9%
3	DSV AIR & SEA	83.6%
4	SEAWAY LOGISTICS	82.2%
5	DGF - DHL GLOBAL FORWARDING	81.4%
6	AIR MENZIES INTL	75.9%
7	AGS WORLD TRANSPORT	72.2%
8	SEAFRIGO AUSTRALIA	71.2%
9	CT FREIGHT	65.9%
10	NAVIA LOGISTICS	62.5%

MeA and eAWB status at airport					
Who	Count	Signed MeA	%	Does eAWB	%
Airlines	27	22	81.5%	12	44.4%
FF Groups	109	83	76.1%	85	78.0%

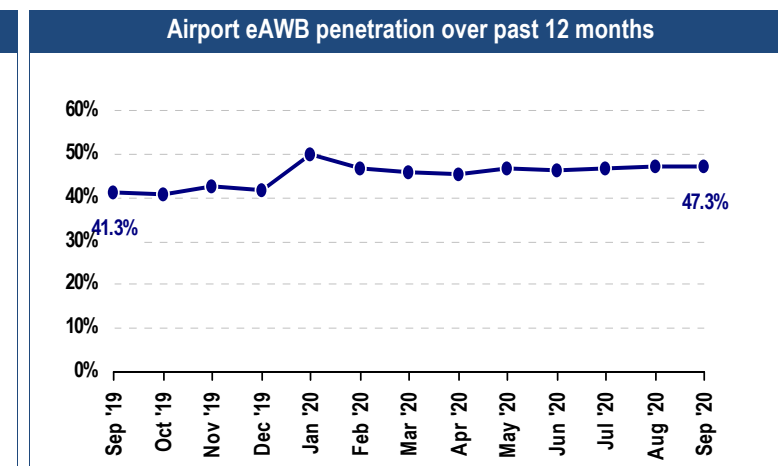


eAWB Airport Overview - September 2020

AIRPORT	CITY	COUNTRY	REGION	MP4 / MC99	SOP
MEX - Juarez International	MEX - Mexico City	MX - Mexico	The Americas	MC99	Yes

Volume	(e)AWB
Total AWB	6,674
eAWB Network	4,034
eAWB Actual	1,908
eAWB Potential	2,126

eAWB penetration and change vs previous month		
	eAWB penetration %	Change p.p.
Juarez International	47.3%	+0.3 p.p.
Mexico	56.5%	+2.2 p.p.
The Americas	53.8%	-0.8 p.p.



Top Airlines by eAWB penetration		
Rank	Airline	eAWB Penetration %
1	UA - United Airlines	85.7%
2	CX - Cathay Pacific	82.0%
3	QR - Qatar Airways	64.2%
4	LH - Lufthansa Cargo	59.6%
5	KL - KLM	59.0%
6	KE - Korean Air	54.5%
7	AF - Air France	49.4%
8	KZ - Nippon Cargo Airlines (NCA)	41.7%
9	AM - Aeromexico	38.9%
10	BA - IAG - British Airways	38.7%

Top FF Groups by eAWB penetration (from top 20 by volume)		
Rank	FF Group	eAWB Penetration %
1	GEODIS	98.3%
2	DACHSER	97.7%
3	EXPEDITORS GROUP	95.9%
4	HELLMANN WORLDWIDE LOGISTICS	95.3%
5	CEVA GROUP	94.6%
6	SCHENKER	94.5%
7	DGF - DHL GLOBAL FORWARDING	94.4%
8	DSV AIR & SEA	83.2%
9	ABLE FREIGHT SERVICES	82.2%
10	BOLLORE	81.8%

MeA and eAWB status at airport					
Who	Count	Signed MeA	%	Does eAWB	%
Airlines	36	30	83.3%	16	44.4%
FF Groups	128	116	90.6%	45	35.2%

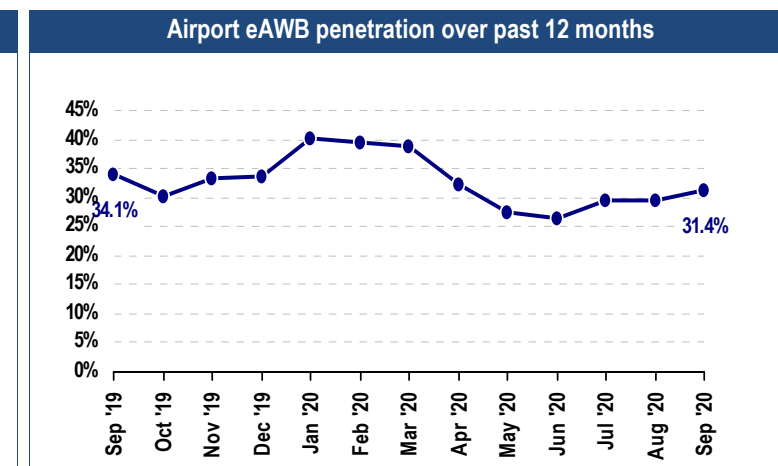
eAWB Airport Overview - September 2020



AIRPORT	CITY	COUNTRY	REGION	MP4 / MC99	SOP
MIA - Miami Int'l	MIA - Miami	US - USA	The Americas	Both	Yes

Volume	(e)AWB
Total AWB	20,311
eAWB Network	12,131
eAWB Actual	3,805
eAWB Potential	8,326

eAWB penetration and change vs previous month		
	eAWB penetration %	Change p.p.
Miami Int'l	31.4%	+1.7 p.p.
USA	58.9%	-0.5 p.p.
The Americas	53.8%	-0.8 p.p.



Top Airlines by eAWB penetration		
Rank	Airline	eAWB Penetration %
1	AF - Air France	84.2%
2	CI - China Airlines	79.7%
3	QR - Qatar Airways	74.9%
4	UA - United Airlines	73.7%
5	KL - KLM	70.6%
6	LH - Lufthansa Cargo	54.2%
7	BR - EVA Air	50.0%
8	CV - Cargolux	48.1%
9	CX - Cathay Pacific	47.6%
10	BA - IAG - British Airways	43.4%

Top FF Groups by eAWB penetration (from top 20 by volume)		
Rank	FF Group	eAWB Penetration %
1	DGF - DHL GLOBAL FORWARDING	94.2%
2	BOLLORE	89.6%
3	SCHENKER	86.1%
4	NNR GLOBAL LOGISTICS	82.1%
5	MPI - MARKET PIONEER INTL	81.0%
6	EXPEDITORS GROUP	77.8%
7	DSV AIR & SEA	68.3%
8	KUEHNE + NAGEL	65.6%
9	CEVA GROUP	61.2%
10	GEODIS	56.8%

MeA and eAWB status at airport					
Who	Count	Signed MeA	%	Does eAWB	%
Airlines	59	36	61.0%	20	33.9%
FF Groups	496	218	44.0%	165	33.3%

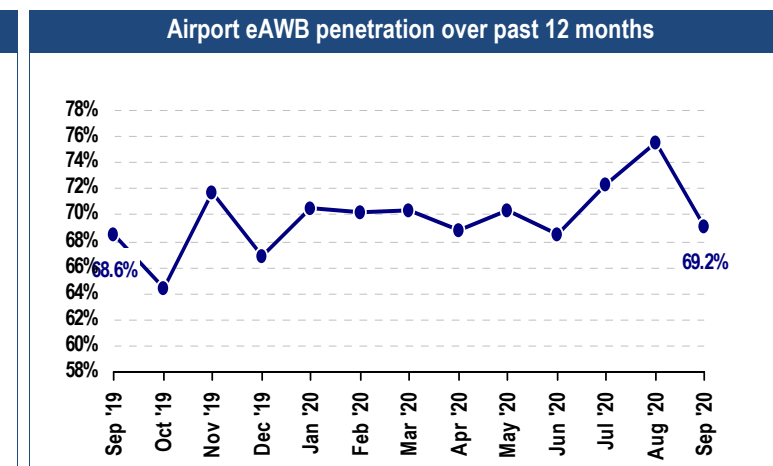
eAWB Airport Overview - September 2020



AIRPORT	CITY	COUNTRY	REGION	MP4 / MC99	SOP
MMX - Airport	MMA - Malmo	SE - Sweden	Europe	Both	

Volume	
	(e)AWB
Total AWB	2,613
eAWB Network	2,189
eAWB Actual	1,515
eAWB Potential	674

eAWB penetration and change vs previous month		
	eAWB penetration %	Change p.p.
Airport	69.2%	-6.3 p.p.
Sweden	69.0%	-0.5 p.p.
Europe	63.2%	-0.5 p.p.



Top Airlines by eAWB penetration		
Rank	Airline	eAWB Penetration %
1	AF - Air France	96.9%
2	KL - KLM	96.2%
3	SQ - Singapore Airlines	93.4%
4	IB - IAG - IBERIA	91.7%
5	LH - Lufthansa Cargo	88.4%
6	KE - Korean Air	85.7%
7	BA - IAG - British Airways	82.0%
8	QR - Qatar Airways	69.7%
9	LX - SWISS	54.5%
10	TK - THY - Turkish Airlines	54.1%

Top FF Groups by eAWB penetration (from top 20 by volume)		
Rank	FF Group	eAWB Penetration %
1	UPS - UNITED PARCEL SERVICE	95.9%
2	DGF - DHL GLOBAL FORWARDING	94.7%
3	SCHENKER	94.6%
4	AGILITY	91.8%
5	ITS INDEPENDENT TRANSPORT & SHP	86.7%
6	STRAIT AIR TRSPT	84.2%
7	CH ROBINSON	82.7%
8	SCANDINAVIAN LOGISTICS PARTNER	78.6%
9	KUEHNE + NAGEL	78.1%
10	GREENCARRIER FREIGHT SERVICES	77.4%

MeA and eAWB status at airport					
Who	Count	Signed MeA	%	Does eAWB	%
Airlines	32	26	81.3%	17	53.1%
FF Groups	52	45	86.5%	35	67.3%

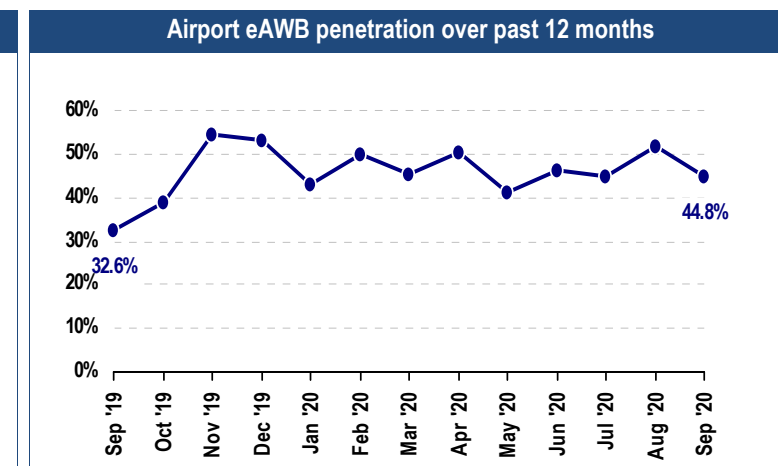


eAWB Airport Overview - September 2020

AIRPORT	CITY	COUNTRY	REGION	MP4 / MC99	SOP
MNL - Ninoy Aquino Int'l	MNL - Manila	PH - Philippines	Asia Pacific	MC99	

Volume	(e)AWB
Total AWB	11,509
eAWB Network	3,315
eAWB Actual	1,485
eAWB Potential	1,830

eAWB penetration and change vs previous month		
	eAWB penetration %	Change p.p.
Ninoy Aquino Int'l	44.8%	-6.8 p.p.
Philippines	45.2%	-4.5 p.p.
Asia Pacific	66.7%	-2.0 p.p.



Top Airlines by eAWB penetration		
Rank	Airline	eAWB Penetration %
1	UA - United Airlines	98.0%
2	SQ - Singapore Airlines	84.1%
3	QR - Qatar Airways	72.6%
4	SV - Saudi Arabian Airlines	58.3%
5	BR - EVA Air	43.8%
6	KE - Korean Air	38.0%
7	TK - THY - Turkish Airlines	33.0%
8	CI - China Airlines	2.1%
9	NH - All Nippon Airways	0.4%

Top FF Groups by eAWB penetration (from top 20 by volume)		
Rank	FF Group	eAWB Penetration %
1	SCHENKER	100.0%
2	POLARIS EXPRESS LOGS	100.0%
3	DSV AIR & SEA	100.0%
4	EXPEDITORS GROUP	100.0%
5	SINCERITY INTL CARGO SRVCS	100.0%
6	KUEHNE + NAGEL	100.0%
7	BOLLORE	100.0%
8	NIPPON EXPRESS	100.0%
9	YUSEN	100.0%
10	KWE - KINTETSU WORLD EXPRESS	100.0%

MeA and eAWB status at airport					
Who	Count	Signed MeA	%	Does eAWB	%
Airlines	27	23	85.2%	9	33.3%
FF Groups	82	36	43.9%	27	32.9%

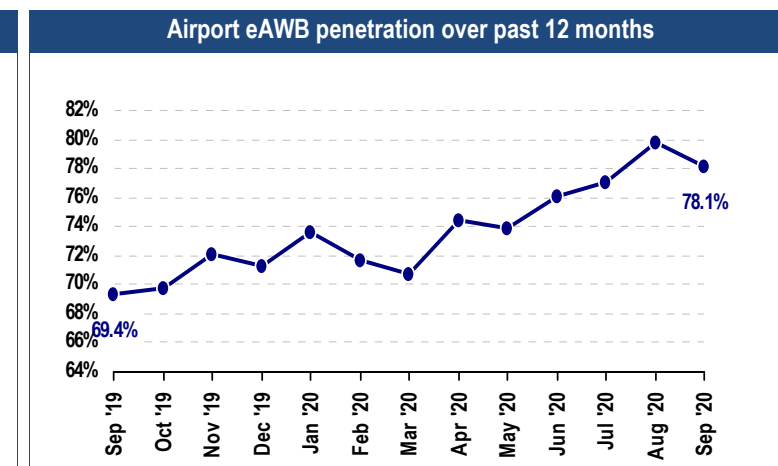
eAWB Airport Overview - September 2020



AIRPORT	CITY	COUNTRY	REGION	MP4 / MC99	SOP
MUC - Franz Josef Strauss	MUC - Munich	DE - Germany	Europe	MC99	

Volume	(e)AWB
Total AWB	7,920
eAWB Network	6,989
eAWB Actual	5,457
eAWB Potential	1,532

eAWB penetration and change vs previous month		
	eAWB penetration %	Change p.p.
Franz Josef Strauss	78.1%	-1.7 p.p.
Germany	74.3%	-0.3 p.p.
Europe	63.2%	-0.5 p.p.



Top Airlines by eAWB penetration		
Rank	Airline	eAWB Penetration %
1	CI - China Airlines	94.9%
2	AF - Air France	94.6%
3	KL - KLM	93.9%
4	LH - Lufthansa Cargo	84.1%
5	QR - Qatar Airways	83.5%
6	SV - Saudi Arabian Airlines	83.1%
7	EY - Etihad Airways	82.0%
8	ET - Ethiopian Airlines	78.3%
9	UA - United Airlines	76.7%
10	CV - Cargolux	74.7%

Top FF Groups by eAWB penetration (from top 20 by volume)		
Rank	FF Group	eAWB Penetration %
1	BOLLORE	100.0%
2	NIPPON EXPRESS	97.1%
3	SCHENKER	96.8%
4	AGILITY	94.1%
5	ABC EUROPEAN AIR & SEA CARGO DISTRIBUTION	94.0%
6	GEIS SDV	92.5%
7	EMONS AIR AND SEA	92.0%
8	LOGWIN AIR + OCEAN INTL	90.4%
9	SENATOR INTL	89.8%
10	DGF - DHL GLOBAL FORWARDING	88.9%

MeA and eAWB status at airport					
Who	Count	Signed MeA	%	Does eAWB	%
Airlines	56	39	69.6%	22	39.3%
FF Groups	165	88	53.3%	117	70.9%

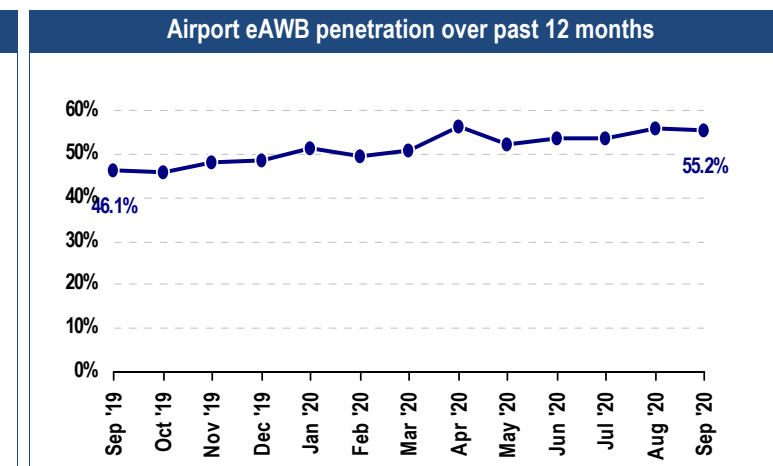
eAWB Airport Overview - September 2020



AIRPORT	CITY	COUNTRY	REGION	MP4 / MC99	SOP
MXP - Malpensa	MIL - Milan	IT - Italy	Europe	Both	Yes

Volume	
	(e)AWB
Total AWB	28,893
eAWB Network	22,051
eAWB Actual	12,169
eAWB Potential	9,882

eAWB penetration and change vs previous month		
	eAWB penetration %	Change p.p.
Malpensa	55.2%	-0.5 p.p.
Italy	55.6%	-0.1 p.p.
Europe	63.2%	-0.5 p.p.



Top Airlines by eAWB penetration		
Rank	Airline	eAWB Penetration %
1	KE - Korean Air	94.9%
2	AF - Air France	82.8%
3	KL - KLM	79.6%
4	EY - Etihad Airways	75.5%
5	QR - Qatar Airways	65.2%
6	SV - Saudi Arabian Airlines	64.0%
7	CV - Cargolux	56.9%
8	SQ - Singapore Airlines	56.3%
9	LH - Lufthansa Cargo	52.3%
10	KZ - Nippon Cargo Airlines (NCA)	45.9%

Top FF Groups by eAWB penetration (from top 20 by volume)		
Rank	FF Group	eAWB Penetration %
1	DGF - DHL GLOBAL FORWARDING	94.6%
2	AGILITY	93.6%
3	UPS - UNITED PARCEL SERVICE	91.5%
4	VECTOR	90.1%
5	EXPEDITORS GROUP	89.5%
6	BOLLORE	88.6%
7	SCHENKER	86.4%
8	VENTANA CARGO	85.7%
9	KUEHNE + NAGEL	85.2%
10	JAS - JET AIR SERVICE	84.7%

MeA and eAWB status at airport					
Who	Count	Signed MeA	%	Does eAWB	%
Airlines	57	39	68.4%	21	36.8%
FF Groups	241	83	34.4%	161	66.8%

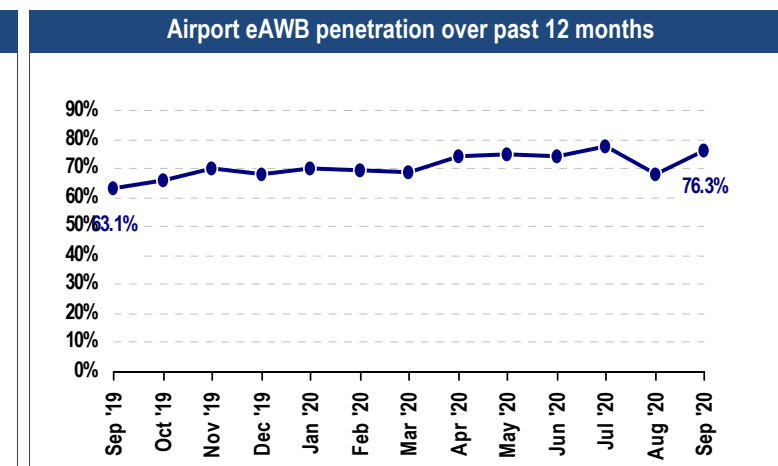


eAWB Airport Overview - September 2020

AIRPORT	CITY	COUNTRY	REGION	MP4 / MC99	SOP
NBO - Jomo Kenyatta Int'l	NBO - Nairobi	KE - Kenya	Africa	Both	Yes

Volume	
	(e)AWB
Total AWB	5,518
eAWB Network	4,938
eAWB Actual	3,770
eAWB Potential	1,168

eAWB penetration and change vs previous month		
	eAWB penetration %	Change p.p.
Jomo Kenyatta Int'l	76.3%	+8.3 p.p.
Kenya	76.7%	+8.4 p.p.
Africa	66.7%	-0.1 p.p.



Top Airlines by eAWB penetration		
Rank	Airline	eAWB Penetration %
1	SV - Saudi Arabian Airlines	99.6%
2	KL - KLM	91.7%
3	LH - Lufthansa Cargo	85.0%
4	QR - Qatar Airways	83.6%
5	LX - SWISS	75.3%
6	AF - Air France	67.7%
7	BA - IAG - British Airways	66.7%
8	EK - Emirates	51.2%
9	EY - Etihad Airways	46.6%
10	TK - THY - Turkish Airlines	43.3%

Top FF Groups by eAWB penetration (from top 20 by volume)		
Rank	FF Group	eAWB Penetration %
1	PANALPINA	100.0%
2	FREIGHT WINGS	100.0%
3	UNITED FREIGHT LOGISTICS	100.0%
4	GARDEN FREIGHT LOGISTICS	100.0%
5	MAYA FREIGHT	100.0%
6	SCHENKER	100.0%
7	OKAMOTO FREIGHT SERVICES	100.0%
8	DGF - DHL GLOBAL FORWARDING	100.0%
9	TRANSFREIGHT LOGISTICS	100.0%
10	KUEHNE + NAGEL	100.0%

MeA and eAWB status at airport					
Who	Count	Signed MeA	%	Does eAWB	%
Airlines	13	13	100.0%	12	92.3%
FF Groups	36	17	47.2%	22	61.1%

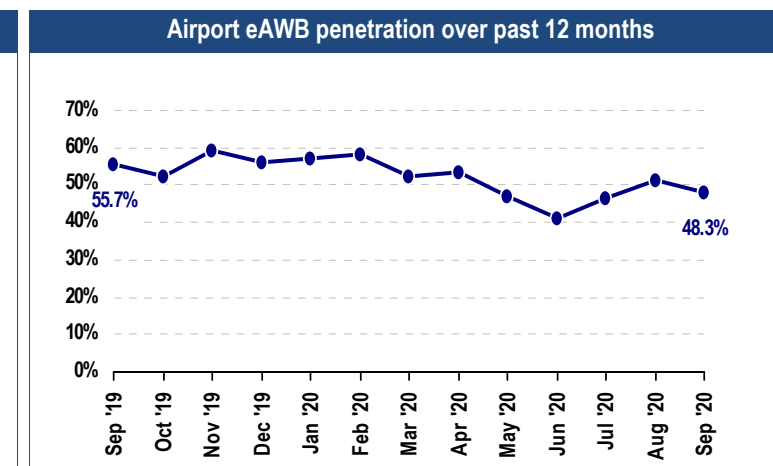
eAWB Airport Overview - September 2020



AIRPORT	CITY	COUNTRY	REGION	MP4 / MC99	SOP
NGO - Komaki AFB	NGO - Nagoya	JP - Japan	Asia Pacific	Both	Yes

Volume	(e)AWB
Total AWB	6,433
eAWB Network	4,635
eAWB Actual	2,241
eAWB Potential	2,394

eAWB penetration and change vs previous month		
	eAWB penetration %	Change p.p.
Komaki AFB	48.3%	-3.0 p.p.
Japan	51.9%	-3.1 p.p.
Asia Pacific	66.7%	-2.0 p.p.



Top Airlines by eAWB penetration		
Rank	Airline	eAWB Penetration %
1	CX - Cathay Pacific	93.3%
2	QR - Qatar Airways	93.2%
3	SQ - Singapore Airlines	91.2%
4	LH - Lufthansa Cargo	86.6%
5	KE - Korean Air	83.2%
6	CV - Cargolux	81.4%
7	AA - American Airlines	81.0%
8	EY - Etihad Airways	80.4%
9	UA - United Airlines	71.4%
10	CI - China Airlines	70.6%

Top FF Groups by eAWB penetration (from top 20 by volume)		
Rank	FF Group	eAWB Penetration %
1	UPS - UNITED PARCEL SERVICE	98.0%
2	HANKYU HANSHIN EXPRESS	91.6%
3	NNR GLOBAL LOGISTICS	88.3%
4	DGF - DHL GLOBAL FORWARDING	81.5%
5	NIPPON EXPRESS	77.9%
6	YUSEN	74.6%
7	SCHENKER	73.6%
8	VANTEC HTS (HITACHI TRANSPORT SYSTEM) FORWARDING	50.0%
9	KWE - KINTETSU WORLD EXPRESS	45.4%
10	MEITETSU KANKO SERVICE	42.0%

MeA and eAWB status at airport					
Who	Count	Signed MeA	%	Does eAWB	%
Airlines	29	27	93.1%	13	44.8%
FF Groups	65	30	46.2%	32	49.2%

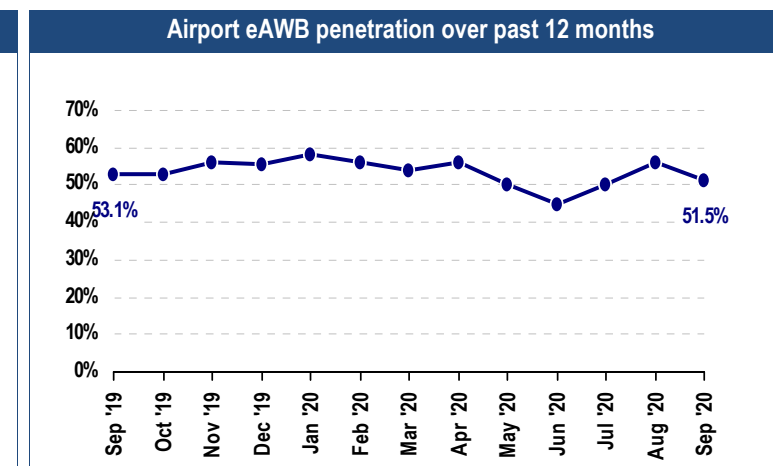
eAWB Airport Overview - September 2020



AIRPORT	CITY	COUNTRY	REGION	MP4 / MC99	SOP
NRT - Narita	TYO - Tokyo	JP - Japan	Asia Pacific	Both	Yes

Volume	(e)AWB
Total AWB	54,864
eAWB Network	40,531
eAWB Actual	20,892
eAWB Potential	19,639

eAWB penetration and change vs previous month		
	eAWB penetration %	Change p.p.
Narita	51.5%	-4.5 p.p.
Japan	51.9%	-3.1 p.p.
Asia Pacific	66.7%	-2.0 p.p.



Top Airlines by eAWB penetration		
Rank	Airline	eAWB Penetration %
1	KL - KLM	86.2%
2	SQ - Singapore Airlines	85.0%
3	CX - Cathay Pacific	84.7%
4	AA - American Airlines	82.7%
5	KE - Korean Air	82.2%
6	AF - Air France	82.2%
7	UA - United Airlines	81.5%
8	EY - Etihad Airways	80.0%
9	LH - Lufthansa Cargo	75.6%
10	LX - SWISS	70.9%

Top FF Groups by eAWB penetration (from top 20 by volume)		
Rank	FF Group	eAWB Penetration %
1	UPS - UNITED PARCEL SERVICE	91.9%
2	SCHENKER	86.0%
3	YUSEN	85.1%
4	HANKYU HANSHIN EXPRESS	76.4%
5	NNR GLOBAL LOGISTICS	76.0%
6	DSV AIR & SEA	72.8%
7	DGF - DHL GLOBAL FORWARDING	72.5%
8	MOL LOGISTICS - MITSUI OSK LINES	71.5%
9	VANTEC HTS (HITACHI TRANSPORT SYSTEM) FORWARDING	66.5%
10	NIPPON EXPRESS	61.2%

MeA and eAWB status at airport					
Who	Count	Signed MeA	%	Does eAWB	%
Airlines	46	37	80.4%	19	41.3%
FF Groups	105	41	39.0%	63	60.0%

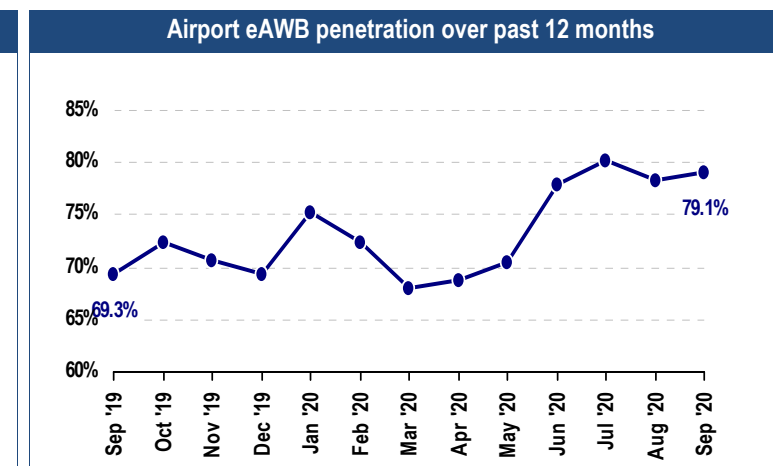
eAWB Airport Overview - September 2020



AIRPORT	CITY	COUNTRY	REGION	MP4 / MC99	SOP
NUE - Airport	NUE - Nuremberg	DE - Germany	Europe	MC99	

Volume	
	(e)AWB
Total AWB	1,636
eAWB Network	1,303
eAWB Actual	1,031
eAWB Potential	272

eAWB penetration and change vs previous month		
	eAWB penetration %	Change p.p.
Airport	79.1%	+0.7 p.p.
Germany	74.3%	-0.3 p.p.
Europe	63.2%	-0.5 p.p.



Top Airlines by eAWB penetration		
Rank	Airline	eAWB Penetration %
1	AF - Air France	96.8%
2	KL - KLM	88.6%
3	LH - Lufthansa Cargo	85.4%
4	CV - Cargolux	78.5%
5	QR - Qatar Airways	76.9%
6	TK - THY - Turkish Airlines	75.7%
7	EY - Etihad Airways	67.5%
8	AA - American Airlines	60.0%
9	BA - IAG - British Airways	60.0%
10	CI - China Airlines	57.1%

Top FF Groups by eAWB penetration (from top 20 by volume)		
Rank	FF Group	eAWB Penetration %
1	SCHENKER	100.0%
2	CEVA GROUP	96.9%
3	SACO AIRFREIGHT	96.7%
4	GEIS SDV	95.0%
5	DGF - DHL GLOBAL FORWARDING	94.6%
6	GEODIS	94.1%
7	KH DIETRICH	92.5%
8	KUEHNE + NAGEL	89.6%
9	AGILITY	88.4%
10	DSV AIR & SEA	86.2%

MeA and eAWB status at airport					
Who	Count	Signed MeA	%	Does eAWB	%
Airlines	35	31	88.6%	18	51.4%
FF Groups	74	47	63.5%	50	67.6%

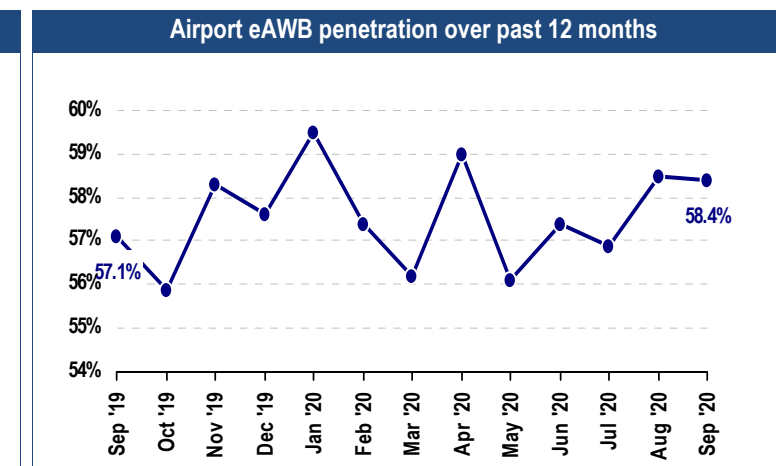
eAWB Airport Overview - September 2020



AIRPORT	CITY	COUNTRY	REGION	MP4 / MC99	SOP
ORD - O'Hare International	CHI - Chicago	US - USA	The Americas	Both	Yes

Volume	
	(e)AWB
Total AWB	36,767
eAWB Network	27,210
eAWB Actual	15,891
eAWB Potential	11,319

eAWB penetration and change vs previous month		
	eAWB penetration %	Change p.p.
O'Hare International	58.4%	-0.1 p.p.
USA	58.9%	-0.5 p.p.
The Americas	53.8%	-0.8 p.p.



Top Airlines by eAWB penetration		
Rank	Airline	eAWB Penetration %
1	AF - Air France	89.0%
2	KL - KLM	86.3%
3	QR - Qatar Airways	82.7%
4	CX - Cathay Pacific	77.4%
5	IB - IAG - IBERIA	75.9%
6	EY - Etihad Airways	73.9%
7	UA - United Airlines	73.1%
8	CV - Cargolux	66.4%
9	CI - China Airlines	66.0%
10	AA - American Airlines	65.5%

Top FF Groups by eAWB penetration (from top 20 by volume)		
Rank	FF Group	eAWB Penetration %
1	CEVA GROUP	91.2%
2	CH ROBINSON	87.4%
3	BOLLORE	87.0%
4	AGILITY	83.6%
5	EXPEDITORS GROUP	82.5%
6	UPS - UNITED PARCEL SERVICE	81.0%
7	YUSEN	80.8%
8	NNR GLOBAL LOGISTICS	79.6%
9	DGF - DHL GLOBAL FORWARDING	78.9%
10	SCHENKER	75.2%

MeA and eAWB status at airport					
Who	Count	Signed MeA	%	Does eAWB	%
Airlines	58	40	69.0%	25	43.1%
FF Groups	548	280	51.1%	274	50.0%

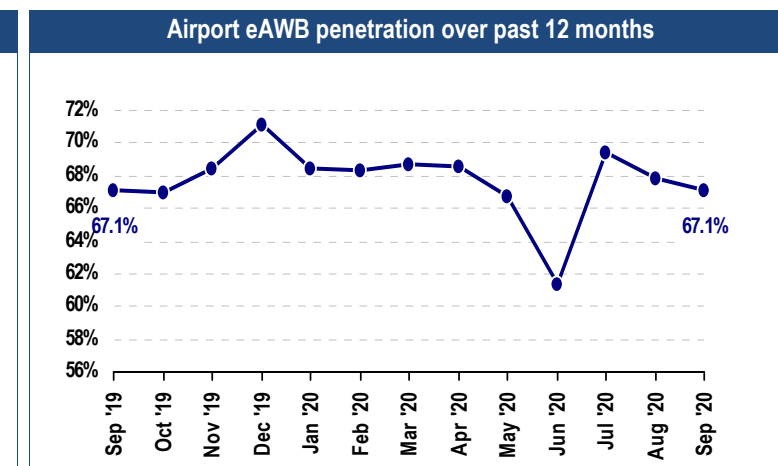
eAWB Airport Overview - September 2020



AIRPORT	CITY	COUNTRY	REGION	MP4 / MC99	SOP
OSL - Oslo Airport	OSL - Oslo	NO - Norway	Europe	Both	

Volume	
	(e)AWB
Total AWB	6,832
eAWB Network	5,425
eAWB Actual	3,642
eAWB Potential	1,783

eAWB penetration and change vs previous month		
	eAWB penetration %	Change p.p.
Oslo Airport	67.1%	-0.7 p.p.
Norway	66.0%	-1.6 p.p.
Europe	63.2%	-0.5 p.p.



Top Airlines by eAWB penetration		
Rank	Airline	eAWB Penetration %
1	QR - Qatar Airways	90.6%
2	AF - Air France	81.8%
3	KL - KLM	77.0%
4	LH - Lufthansa Cargo	68.4%
5	5X - UPS Airlines	61.4%
6	TK - THY - Turkish Airlines	51.6%
7	EK - Emirates	45.5%
8	SV - Saudi Arabian Airlines	40.0%
9	CV - Cargolux	37.0%
10	BA - IAG - British Airways	27.7%

Top FF Groups by eAWB penetration (from top 20 by volume)		
Rank	FF Group	eAWB Penetration %
1	AVIAIR	97.1%
2	WORLD COURIER	97.1%
3	SCHENKER	86.6%
4	KUEHNE + NAGEL	85.8%
5	SALMOSPED	81.0%
6	AIR CARGO LOGS	77.8%
7	DGF - DHL GLOBAL FORWARDING	76.9%
8	GEODIS	76.4%
9	N & K SPEDITION	74.6%
10	STRAIT AIR TRSPT	73.3%

MeA and eAWB status at airport					
Who	Count	Signed MeA	%	Does eAWB	%
Airlines	31	24	77.4%	11	35.5%
FF Groups	54	42	77.8%	39	72.2%

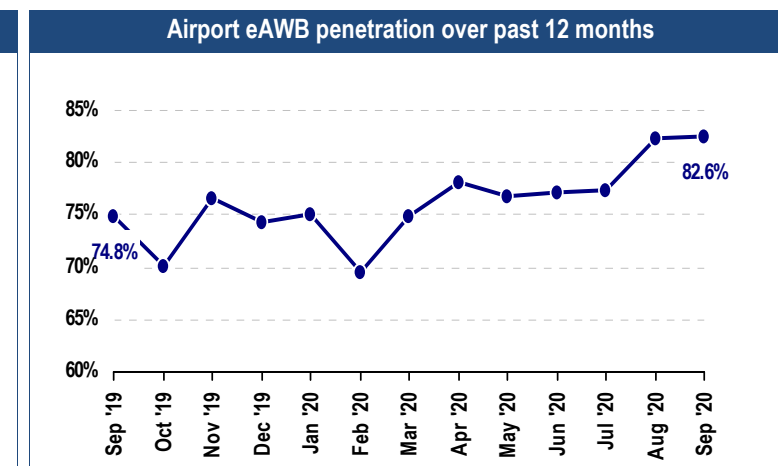


eAWB Airport Overview - September 2020

AIRPORT	CITY	COUNTRY	REGION	MP4 / MC99	SOP
PEK - Capital	BJS - Beijing	CN - People's Republic of China	North Asia	MC99	

Volume	
	(e)AWB
Total AWB	25,415
eAWB Network	17,442
eAWB Actual	14,410
eAWB Potential	3,032

eAWB penetration and change vs previous month		
	eAWB penetration %	Change p.p.
Capital	82.6%	+0.3 p.p.
People's Republic of China	74.8%	-0.3 p.p.
North Asia	74.7%	-1.1 p.p.



Top Airlines by eAWB penetration		
Rank	Airline	eAWB Penetration %
1	CX - Cathay Pacific	99.7%
2	SQ - Singapore Airlines	99.4%
3	AA - American Airlines	96.8%
4	LH - Lufthansa Cargo	94.9%
5	CI - China Airlines	92.5%
6	HU - Hainan Airlines	92.0%
7	EY - Etihad Airways	88.4%
8	NH - All Nippon Airways	77.3%
9	UA - United Airlines	77.2%
10	TK - THY - Turkish Airlines	75.9%

Top FF Groups by eAWB penetration (from top 20 by volume)		
Rank	FF Group	eAWB Penetration %
1	BEIJING JAYPIE INTL LOGS	98.4%
2	BEIJING CHEMFAST INTERNATIONAL	97.2%
3	HEROTIMES INTL LOGISTICS	97.1%
4	E-CHAINS INTL LOGS	97.0%
5	JUST RIGHT INTL LOGISTICS	96.6%
6	PANDA GLOBAL	95.8%
7	SHENZHEN ANDASHUN INTL LOGS	95.6%
8	HARMONY SHIPPING & FORWARDING	95.2%
9	BEIJING TENGCHANG INTL TRANSPORTATION	92.7%
10	BONDEX LOGS	91.4%

MeA and eAWB status at airport					
Who	Count	Signed MeA	%	Does eAWB	%
Airlines	23	21	91.3%	14	60.9%
FF Groups	95	61	64.2%	65	68.4%

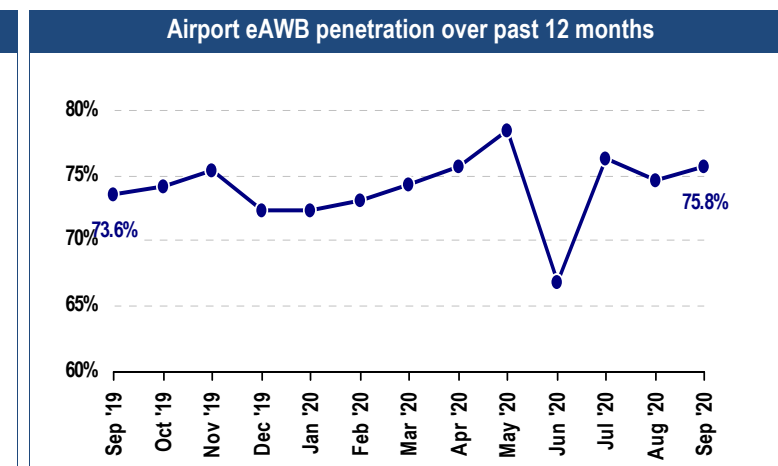


eAWB Airport Overview - September 2020

AIRPORT	CITY	COUNTRY	REGION	MP4 / MC99	SOP
PEN - Penang International	PEN - Penang	MY - Malaysia	Asia Pacific	Both	

Volume	
	(e)AWB
Total AWB	6,825
eAWB Network	5,556
eAWB Actual	4,212
eAWB Potential	1,344

eAWB penetration and change vs previous month		
	eAWB penetration %	Change p.p.
Penang International	75.8%	+1.2 p.p.
Malaysia	71.0%	+1.3 p.p.
Asia Pacific	66.7%	-2.0 p.p.



Top Airlines by eAWB penetration		
Rank	Airline	eAWB Penetration %
1	CX - Cathay Pacific	97.1%
2	CI - China Airlines	92.9%
3	QR - Qatar Airways	91.6%
4	KE - Korean Air	68.2%
5	5X - UPS Airlines	58.4%
6	BR - EVA Air	51.8%
7	TK - THY - Turkish Airlines	37.7%
8	NH - All Nippon Airways	14.7%
9	LX - SWISS	0.0%
10	CV - Cargolux	0.0%

Top FF Groups by eAWB penetration (from top 20 by volume)		
Rank	FF Group	eAWB Penetration %
1	CEVA GROUP	100.0%
2	DIMERCO EXPRESS	100.0%
3	JAS WORLDWIDE	100.0%
4	DGF - DHL GLOBAL FORWARDING	99.1%
5	SCHENKER	95.3%
6	NNR GLOBAL LOGISTICS	94.8%
7	KWE - KINTETSU WORLD EXPRESS	94.4%
8	TASCO BERHAD - TRANS-ASIA SHIPPING CO	93.7%
9	NIPPON EXPRESS	90.9%
10	DSV AIR & SEA	90.3%

MeA and eAWB status at airport					
Who	Count	Signed MeA	%	Does eAWB	%
Airlines	20	17	85.0%	9	45.0%
FF Groups	70	38	54.3%	49	70.0%

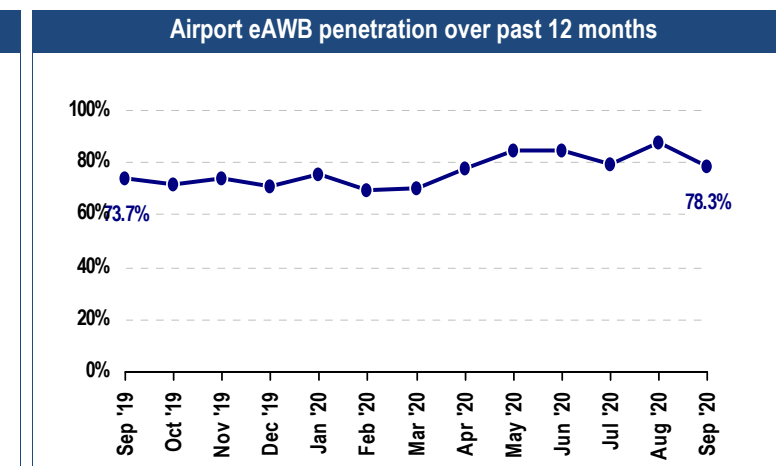
eAWB Airport Overview - September 2020



AIRPORT	CITY	COUNTRY	REGION	MP4 / MC99	SOP
PER - Perth	PER - Perth	AU - Australia	Asia Pacific	Both	Yes

Volume	
	(e)AWB
Total AWB	2,801
eAWB Network	2,533
eAWB Actual	1,983
eAWB Potential	550

eAWB penetration and change vs previous month		
	eAWB penetration %	Change p.p.
Perth	78.3%	-9.8 p.p.
Australia	62.4%	-2.3 p.p.
Asia Pacific	66.7%	-2.0 p.p.



Top Airlines by eAWB penetration		
Rank	Airline	eAWB Penetration %
1	SQ - Singapore Airlines	95.3%
2	CX - Cathay Pacific	95.1%
3	QR - Qatar Airways	82.0%
4	5X - UPS Airlines	56.3%
5	QF - Qantas	42.4%
6	AA - American Airlines	37.5%
7	TK - THY - Turkish Airlines	33.3%
8	EK - Emirates	24.2%
9	NH - All Nippon Airways	15.4%
10	LA - LAN Airlines	0.0%

Top FF Groups by eAWB penetration (from top 20 by volume)		
Rank	FF Group	eAWB Penetration %
1	WORLD-LINK INTERNATIONAL	100.0%
2	VIP FREIGHT	98.4%
3	WDM INTL	95.0%
4	SADLEIRS TRANSPORT CO	94.5%
5	SCHENKER	93.8%
6	UPS - UNITED PARCEL SERVICE	93.3%
7	DGF - DHL GLOBAL FORWARDING	85.3%
8	PFS - PENTAGON FREIGHT SERVICES	81.8%
9	AIR MENZIES INTL	80.4%
10	ITM - INTL TRADE MANAGEMENT	78.7%

MeA and eAWB status at airport					
Who	Count	Signed MeA	%	Does eAWB	%
Airlines	13	12	92.3%	8	61.5%
FF Groups	75	58	77.3%	55	73.3%

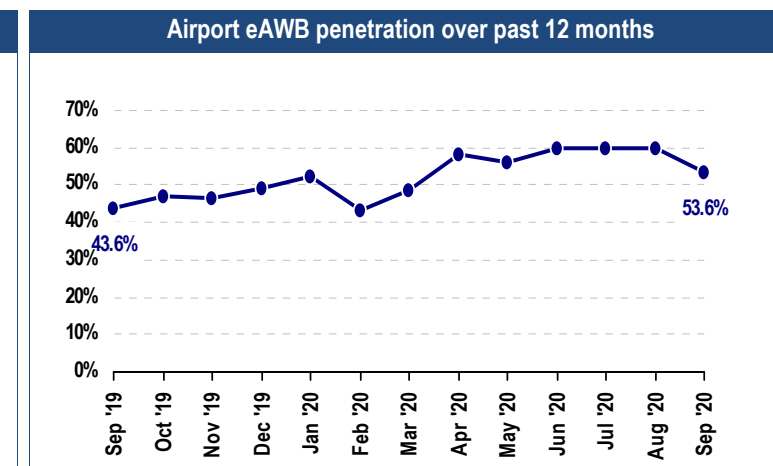
eAWB Airport Overview - September 2020



AIRPORT	CITY	COUNTRY	REGION	MP4 / MC99	SOP
PRG - Ruzyně	PRG - Prague	CZ - Czech Republic	Europe	MC99	

Volume	(e)AWB
Total AWB	4,980
eAWB Network	4,604
eAWB Actual	2,468
eAWB Potential	2,136

eAWB penetration and change vs previous month		
	eAWB penetration %	Change p.p.
Ruzyně	53.6%	-6.5 p.p.
Czech Republic	53.6%	-6.5 p.p.
Europe	63.2%	-0.5 p.p.



Top Airlines by eAWB penetration		
Rank	Airline	eAWB Penetration %
1	KE - Korean Air	97.9%
2	UA - United Airlines	97.4%
3	AF - Air France	89.2%
4	SV - Saudi Arabian Airlines	88.2%
5	LH - Lufthansa Cargo	74.8%
6	KL - KLM	66.4%
7	CV - Cargolux	61.7%
8	LX - SWISS	53.9%
9	IB - IAG - IBERIA	47.5%
10	TK - THY - Turkish Airlines	45.8%

Top FF Groups by eAWB penetration (from top 20 by volume)		
Rank	FF Group	eAWB Penetration %
1	SCHENKER	92.5%
2	AGILITY	91.0%
3	DSV AIR & SEA	90.3%
4	RGW EXPRESS	83.6%
5	JAS FORWARDING	83.1%
6	CARGOMIND	80.3%
7	ZOOM-CARGO	79.7%
8	CARGO PARTNER	74.6%
9	ATS - AIR TRANSPORT SERVICE	73.1%
10	ADVANCED AIRSEA SOLUTIONS	69.4%

MeA and eAWB status at airport					
Who	Count	Signed MeA	%	Does eAWB	%
Airlines	25	23	92.0%	16	64.0%
FF Groups	74	42	56.8%	49	66.2%

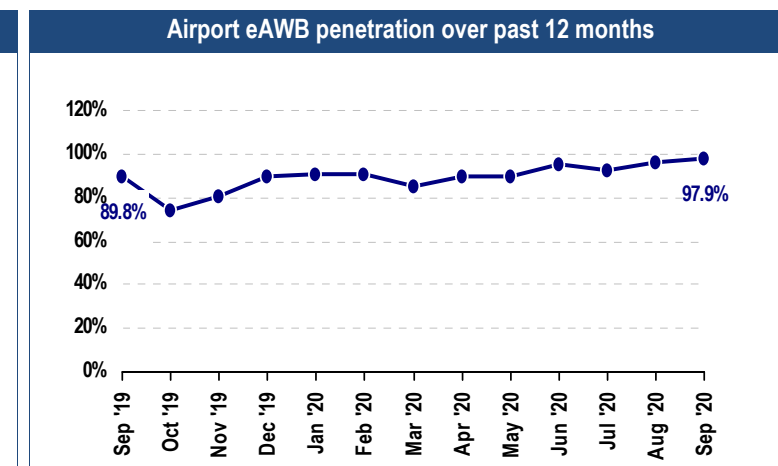
eAWB Airport Overview - September 2020



AIRPORT	CITY	COUNTRY	REGION	MP4 / MC99	SOP
PUS - Gimhae	PUS - Busan	KR - Korea, Republic of	Asia Pacific	MC99	Yes

Volume	(e)AWB
Total AWB	1,706
eAWB Network	754
eAWB Actual	738
eAWB Potential	16

eAWB penetration and change vs previous month		
	eAWB penetration %	Change p.p.
Gimhae	97.9%	+2.1 p.p.
Korea, Republic of	83.9%	-0.1 p.p.
Asia Pacific	66.7%	-2.0 p.p.



Top Airlines by eAWB penetration		
Rank	Airline	eAWB Penetration %
1	KE - Korean Air	98.0%
2	5X - UPS Airlines	75.0%

Top FF Groups by eAWB penetration (from top 20 by volume)		
Rank	FF Group	eAWB Penetration %
1	EUNSAN SHIPPING & AIRCARGO	100.0%
2	PAX LOGISTICS	100.0%
3	MORRISON EXPRESS	100.0%
4	KWE - KINTETSU WORLD EXPRESS	100.0%
5	KCH INTL EXPRESS	100.0%
6	WAC INTERNATIONAL LOGISTICS	100.0%
7	HANKYU HANSHIN EXPRESS	100.0%
8	HITACHI TRANSPORT SYSTEM	100.0%
9	EGIS AIR CONSOLIDATORS	100.0%
10	TROY SHIPPING	100.0%

MeA and eAWB status at airport					
Who	Count	Signed MeA	%	Does eAWB	%
Airlines	3	3	100.0%	1	33.3%
FF Groups	31	20	64.5%	29	93.5%

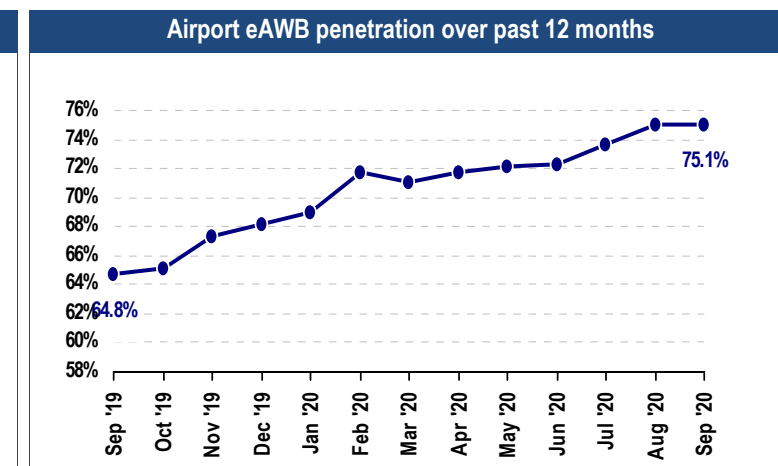
eAWB Airport Overview - September 2020



AIRPORT	CITY	COUNTRY	REGION	MP4 / MC99	SOP
PVG - PuDong	SHA - Shanghai	CN - People's Republic of China	North Asia	MC99	Yes

Volume	
	(e)AWB
Total AWB	175,500
eAWB Network	128,340
eAWB Actual	96,383
eAWB Potential	31,957

eAWB penetration and change vs previous month		
	eAWB penetration %	Change p.p.
PuDong	75.1%	0.0 p.p.
People's Republic of China	74.8%	-0.3 p.p.
North Asia	74.7%	-1.1 p.p.



Top Airlines by eAWB penetration		
Rank	Airline	eAWB Penetration %
1	CX - Cathay Pacific	99.8%
2	CZ - China Southern Airlines	99.7%
3	SQ - Singapore Airlines	96.6%
4	KL - KLM	96.5%
5	QR - Qatar Airways	94.0%
6	EY - Etihad Airways	91.9%
7	AF - Air France	91.4%
8	UA - United Airlines	89.7%
9	LH - Lufthansa Cargo	88.2%
10	MU - China Eastern Airlines	86.1%

Top FF Groups by eAWB penetration (from top 20 by volume)		
Rank	FF Group	eAWB Penetration %
1	SHANGHAI HANXING	99.4%
2	SHANGHAI EASTERN INTERNATIONAL LOGISTICS	94.7%
3	UPS - UNITED PARCEL SERVICE	92.2%
4	EXPEDITORS GROUP	88.3%
5	GEODIS	87.9%
6	WFF - SHANGHAI WECAN FREIGHT FORWARDING	82.7%
7	E-CARGOWAY LOGISTICS	80.3%
8	SCHENKER	78.3%
9	CTS INTL LOGISTICS	77.8%
10	KUEHNE + NAGEL	75.0%

MeA and eAWB status at airport					
Who	Count	Signed MeA	%	Does eAWB	%
Airlines	41	36	87.8%	24	58.5%
FF Groups	189	99	52.4%	133	70.4%

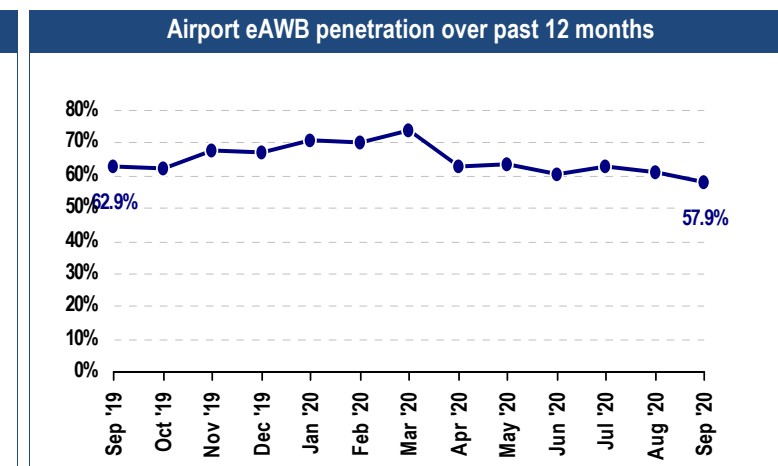
eAWB Airport Overview - September 2020



AIRPORT	CITY	COUNTRY	REGION	MP4 / MC99	SOP
RUH - King Khalid Int'l	RUH - Riyadh	SA - Saudi Arabia	Middle East	MC99	Yes

Volume	(e)AWB
Total AWB	1,661
eAWB Network	1,631
eAWB Actual	945
eAWB Potential	686

eAWB penetration and change vs previous month		
	eAWB penetration %	Change p.p.
King Khalid Int'l	57.9%	-3.2 p.p.
Saudi Arabia	58.3%	-6.7 p.p.
Middle East	82.0%	+0.1 p.p.



Top Airlines by eAWB penetration		
Rank	Airline	eAWB Penetration %
1	LH - Lufthansa Cargo	98.4%
2	EY - Etihad Airways	85.3%
3	EK - Emirates	60.6%
4	5X - UPS Airlines	43.2%
5	SV - Saudi Arabian Airlines	34.8%
6	TK - THY - Turkish Airlines	12.0%
7	AF - Air France	0.0%

Top FF Groups by eAWB penetration (from top 20 by volume)		
Rank	FF Group	eAWB Penetration %
1	EAST & WEST EXPRESS	100.0%
2	GOLDEN BIRD AGENCY	100.0%
3	AL MANAL LINES FOR AIR CARGO	95.8%
4	AIR BRIDGES CARGO AGENCY	95.7%
5	SKYWAY AIR AND SEA CARGO	81.8%
6	EXPEDITORS GROUP	80.0%
7	NAMMA CARGO SRVCS	78.6%
8	BACKING WORLD AIR CARGO SRVCS	76.5%
9	AL TAYYAR CARGO SERVICES	70.1%
10	FAD WINGS CARGO	70.0%

MeA and eAWB status at airport					
Who	Count	Signed MeA	%	Does eAWB	%
Airlines	9	9	100.0%	6	66.7%
FF Groups	32	10	31.3%	31	96.9%

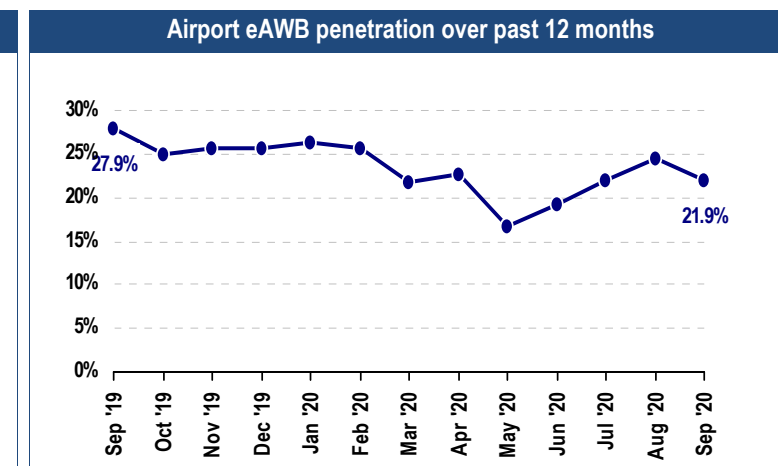
eAWB Airport Overview - September 2020



AIRPORT	CITY	COUNTRY	REGION	MP4 / MC99	SOP
SCL - Arturo Merino Benitez	SCL - Santiago	CL - Chile	The Americas	Both	Yes

Volume	
	(e)AWB
Total AWB	4,755
eAWB Network	3,880
eAWB Actual	850
eAWB Potential	3,030

eAWB penetration and change vs previous month		
	eAWB penetration %	Change p.p.
Arturo Merino Benitez	21.9%	-2.7 p.p.
Chile	21.0%	-2.4 p.p.
The Americas	53.8%	-0.8 p.p.



Top Airlines by eAWB penetration		
Rank	Airline	eAWB Penetration %
1	UA - United Airlines	74.1%
2	KL - KLM	52.5%
3	AF - Air France	47.6%
4	AA - American Airlines	41.4%
5	KE - Korean Air	27.8%
6	IB - IAG - IBERIA	18.4%
7	LA - LAN Airlines	17.7%
8	5X - UPS Airlines	12.7%
9	QR - Qatar Airways	0.0%
10	EK - Emirates	0.0%

Top FF Groups by eAWB penetration (from top 20 by volume)		
Rank	FF Group	eAWB Penetration %
1	DGF - DHL GLOBAL FORWARDING	80.0%
2	EXPEDITORS GROUP	76.2%
3	SCHENKER	52.6%
4	DHL EXPRESS	50.0%
5	KUEHNE + NAGEL	34.5%
6	CEVA GROUP	31.8%
7	ANDES LOGISTICS	28.3%
8	NEWPORT CARGO	27.5%
9	ROHLIG	26.3%
10	AGILITY	24.4%

MeA and eAWB status at airport					
Who	Count	Signed MeA	%	Does eAWB	%
Airlines	21	18	85.7%	6	28.6%
FF Groups	64	41	64.1%	17	26.6%

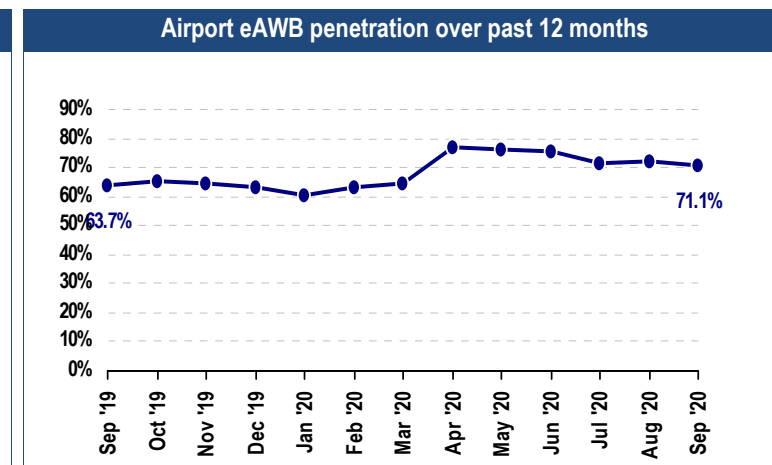
eAWB Airport Overview - September 2020



AIRPORT	CITY	COUNTRY	REGION	MP4 / MC99	SOP
SEA - Seattle/Tacoma Int'l	SEA - Seattle	US - USA	The Americas	Both	Yes

Volume	(e)AWB
Total AWB	5,552
eAWB Network	4,310
eAWB Actual	3,064
eAWB Potential	1,246

eAWB penetration and change vs previous month		
	eAWB penetration %	Change p.p.
Seattle/Tacoma Int'l	71.1%	-1.2 p.p.
USA	58.9%	-0.5 p.p.
The Americas	53.8%	-0.8 p.p.



Top Airlines by eAWB penetration		
Rank	Airline	eAWB Penetration %
1	CI - China Airlines	93.0%
2	UA - United Airlines	80.9%
3	KE - Korean Air	78.7%
4	QR - Qatar Airways	75.0%
5	BR - EVA Air	71.9%
6	LH - Lufthansa Cargo	68.6%
7	TK - THY - Turkish Airlines	68.4%
8	AA - American Airlines	66.7%
9	BA - IAG - British Airways	62.5%
10	CV - Cargolux	55.1%

Top FF Groups by eAWB penetration (from top 20 by volume)		
Rank	FF Group	eAWB Penetration %
1	YUSEN	100.0%
2	LEADER MUTUAL FREIGHT SYSTEMS	98.7%
3	SAFE	98.0%
4	AIR-WAVE EXPRESS	97.0%
5	LH - TECHNIK LOGISTIK	96.8%
6	JETSTREAM FREIGHT FORWARDING	96.5%
7	BOLLORE	95.1%
8	EXPEDITORS GROUP	93.8%
9	DSV AIR & SEA	93.8%
10	UNITRANS INTL	92.6%

MeA and eAWB status at airport					
Who	Count	Signed MeA	%	Does eAWB	%
Airlines	41	33	80.5%	17	41.5%
FF Groups	207	130	62.8%	109	52.7%

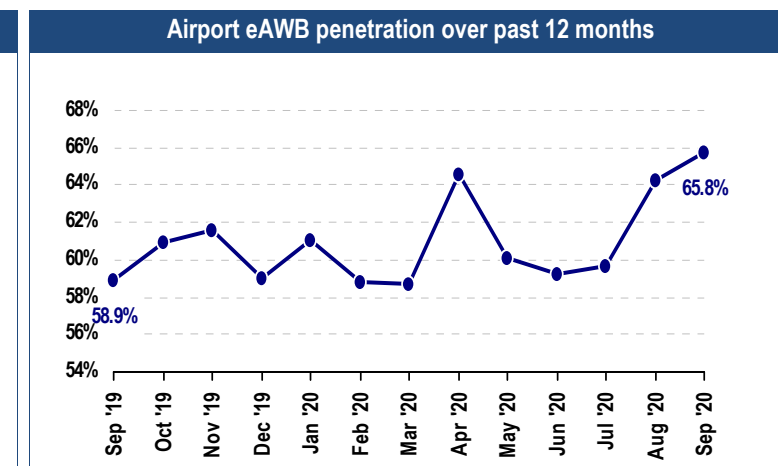
eAWB Airport Overview - September 2020



AIRPORT	CITY	COUNTRY	REGION	MP4 / MC99	SOP
SFO - San Francisco Int'l	SFO - San Francisco	US - USA	The Americas	Both	Yes

Volume	(e)AWB
Total AWB	11,716
eAWB Network	9,113
eAWB Actual	5,999
eAWB Potential	3,114

eAWB penetration and change vs previous month		
	eAWB penetration %	Change p.p.
San Francisco Int'l	65.8%	+1.5 p.p.
USA	58.9%	-0.5 p.p.
The Americas	53.8%	-0.8 p.p.



Top Airlines by eAWB penetration		
Rank	Airline	eAWB Penetration %
1	SQ - Singapore Airlines	90.0%
2	KE - Korean Air	82.9%
3	KL - KLM	81.3%
4	QR - Qatar Airways	80.0%
5	CV - Cargolux	79.7%
6	CX - Cathay Pacific	75.9%
7	UA - United Airlines	71.9%
8	AF - Air France	71.8%
9	CI - China Airlines	70.1%
10	LH - Lufthansa Cargo	68.9%

Top FF Groups by eAWB penetration (from top 20 by volume)		
Rank	FF Group	eAWB Penetration %
1	DIMERCO EXPRESS	98.3%
2	EXPEDITORS GROUP	93.7%
3	DGF - DHL GLOBAL FORWARDING	92.6%
4	UPS - UNITED PARCEL SERVICE	92.5%
5	CEVA GROUP	92.1%
6	SCHENKER	87.8%
7	APEX LOGS INTL	84.9%
8	DSV AIR & SEA	80.5%
9	ABLE FREIGHT SERVICES	79.4%
10	UNITRANS INTL	78.0%

MeA and eAWB status at airport					
Who	Count	Signed MeA	%	Does eAWB	%
Airlines	51	37	72.5%	20	39.2%
FF Groups	310	173	55.8%	146	47.1%

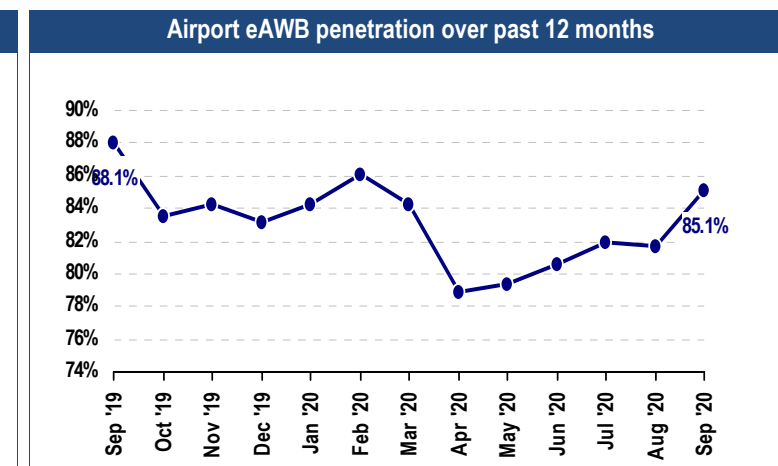
eAWB Airport Overview - September 2020



AIRPORT	CITY	COUNTRY	REGION	MP4 / MC99	SOP
SIN - Changi	SIN - Singapore	SG - Singapore	Asia Pacific	Both	Yes

Volume	
	(e)AWB
Total AWB	38,318
eAWB Network	33,419
eAWB Actual	28,444
eAWB Potential	4,975

eAWB penetration and change vs previous month		
	eAWB penetration %	Change p.p.
Changi	85.1%	+3.4 p.p.
Singapore	85.1%	+3.4 p.p.
Asia Pacific	66.7%	-2.0 p.p.



Top Airlines by eAWB penetration		
Rank	Airline	eAWB Penetration %
1	KL - KLM	98.6%
2	AF - Air France	98.6%
3	CI - China Airlines	96.9%
4	KE - Korean Air	94.5%
5	QR - Qatar Airways	90.5%
6	UA - United Airlines	88.7%
7	EY - Etihad Airways	84.7%
8	CX - Cathay Pacific	84.5%
9	LX - SWISS	79.2%
10	NH - All Nippon Airways	74.6%

Top FF Groups by eAWB penetration (from top 20 by volume)		
Rank	FF Group	eAWB Penetration %
1	CTI LOGISTICS	97.7%
2	UAF - UNION AIR FREIGHT	97.4%
3	DIMERCO EXPRESS	96.8%
4	DGF - DHL GLOBAL FORWARDING	96.4%
5	CEVA GROUP	95.8%
6	UPS - UNITED PARCEL SERVICE	92.8%
7	SCHENKER	92.5%
8	TRANSPEED CARGO	92.3%
9	AIRTROPOLIS EXPRESS	91.8%
10	GEODIS	91.2%

MeA and eAWB status at airport					
Who	Count	Signed MeA	%	Does eAWB	%
Airlines	34	30	88.2%	21	61.8%
FF Groups	145	76	52.4%	123	84.8%

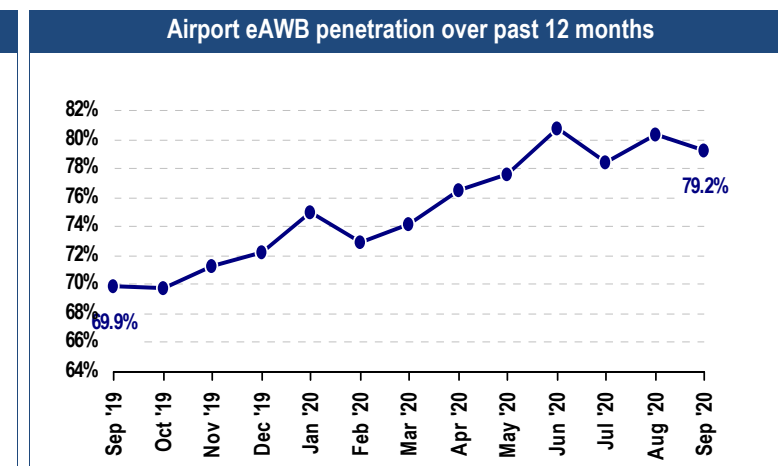
eAWB Airport Overview - September 2020



AIRPORT	CITY	COUNTRY	REGION	MP4 / MC99	SOP
STR - Airport	STR - Stuttgart	DE - Germany	Europe	MC99	

Volume	
	(e)AWB
Total AWB	5,368
eAWB Network	4,601
eAWB Actual	3,642
eAWB Potential	959

eAWB penetration and change vs previous month		
	eAWB penetration %	Change p.p.
Airport	79.2%	-1.1 p.p.
Germany	74.3%	-0.3 p.p.
Europe	63.2%	-0.5 p.p.



Top Airlines by eAWB penetration		
Rank	Airline	eAWB Penetration %
1	AF - Air France	95.9%
2	KL - KLM	95.4%
3	EY - Etihad Airways	93.5%
4	BA - IAG - British Airways	85.7%
5	ET - Ethiopian Airlines	80.0%
6	AA - American Airlines	78.6%
7	LH - Lufthansa Cargo	77.8%
8	NH - All Nippon Airways	75.0%
9	TK - THY - Turkish Airlines	74.8%
10	LX - SWISS	72.4%

Top FF Groups by eAWB penetration (from top 20 by volume)		
Rank	FF Group	eAWB Penetration %
1	DGF - DHL GLOBAL FORWARDING	98.0%
2	KUEHNE + NAGEL	96.7%
3	ROHLIG	96.5%
4	LOGWIN AIR + OCEAN INTL	96.4%
5	A HARTRODT	96.3%
6	KH DIETRICH	94.8%
7	GROUP7	94.6%
8	ABC EUROPEAN AIR & SEA CARGO DISTRIBUTION	93.9%
9	DSV AIR & SEA	92.9%
10	SCHENKER	92.6%

MeA and eAWB status at airport					
Who	Count	Signed MeA	%	Does eAWB	%
Airlines	43	32	74.4%	21	48.8%
FF Groups	138	72	52.2%	101	73.2%

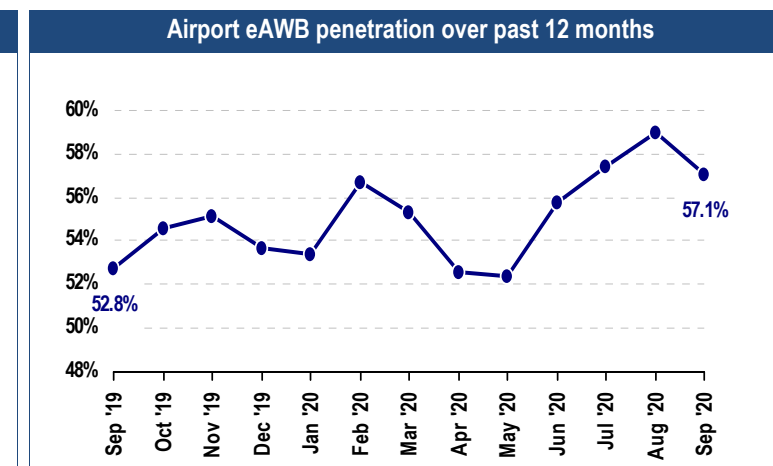
eAWB Airport Overview - September 2020



AIRPORT	CITY	COUNTRY	REGION	MP4 / MC99	SOP
SYD - Kingsford Smith	SYD - Sydney	AU - Australia	Asia Pacific	Both	Yes

Volume	(e)AWB
Total AWB	9,280
eAWB Network	4,723
eAWB Actual	2,696
eAWB Potential	2,027

eAWB penetration and change vs previous month		
	eAWB penetration %	Change p.p.
Kingsford Smith	57.1%	-1.9 p.p.
Australia	62.4%	-2.3 p.p.
Asia Pacific	66.7%	-2.0 p.p.



Top Airlines by eAWB penetration		
Rank	Airline	eAWB Penetration %
1	UA - United Airlines	93.5%
2	JL - Japan Airlines	91.7%
3	SQ - Singapore Airlines	90.3%
4	EY - Etihad Airways	87.6%
5	CX - Cathay Pacific	85.0%
6	QR - Qatar Airways	76.7%
7	AA - American Airlines	69.4%
8	EK - Emirates	53.9%
9	5X - UPS Airlines	37.9%
10	NH - All Nippon Airways	23.3%

Top FF Groups by eAWB penetration (from top 20 by volume)		
Rank	FF Group	eAWB Penetration %
1	TOWERS INTL FREIGHT FORWARDERS	99.6%
2	SCHENKER	83.5%
3	ITM - INTL TRADE MANAGEMENT	83.3%
4	DHL EXPRESS	82.6%
5	CT FREIGHT	77.5%
6	AIR MENZIES INTL	76.5%
7	HELLMANN WORLDWIDE LOGISTICS	75.7%
8	DSV AIR & SEA	75.6%
9	MATZEN CARGO	75.6%
10	WORLD COURIER	69.3%

MeA and eAWB status at airport					
Who	Count	Signed MeA	%	Does eAWB	%
Airlines	31	24	77.4%	13	41.9%
FF Groups	130	95	73.1%	93	71.5%

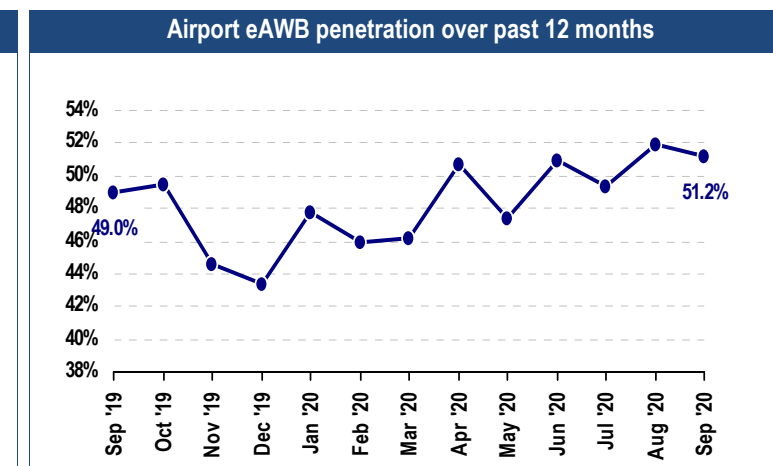
eAWB Airport Overview - September 2020



AIRPORT	CITY	COUNTRY	REGION	MP4 / MC99	SOP
TLV - Ben Gurion Int'l	TLV - Tel Aviv-Yafo	IL - Israel	Europe	Both	

Volume	(e)AWB
Total AWB	7,971
eAWB Network	6,117
eAWB Actual	3,129
eAWB Potential	2,988

eAWB penetration and change vs previous month		
	eAWB penetration %	Change p.p.
Ben Gurion Int'l	51.2%	-0.7 p.p.
Israel	51.2%	-0.7 p.p.
Europe	63.2%	-0.5 p.p.



Top Airlines by eAWB penetration		
Rank	Airline	eAWB Penetration %
1	KE - Korean Air	95.7%
2	LH - Lufthansa Cargo	89.5%
3	LX - SWISS	63.2%
4	UA - United Airlines	57.7%
5	AF - Air France	45.5%
6	5X - UPS Airlines	35.0%
7	IB - IAG - IBERIA	31.3%
8	TK - THY - Turkish Airlines	31.2%
9	BA - IAG - British Airways	26.8%
10	CV - Cargolux	2.7%

Top FF Groups by eAWB penetration (from top 20 by volume)		
Rank	FF Group	eAWB Penetration %
1	DGF - DHL GLOBAL FORWARDING	100.0%
2	BRINK'S	93.0%
3	MALCA-AMIT	92.5%
4	ORIAN	92.4%
5	CUSTOM CLEARERS & TRANSPORTERS	82.1%
6	WORLD COURIER	80.9%
7	FC - FLYING CARGO	74.6%
8	DSV AIR & SEA	66.7%
9	FRITZ COMPANIES	61.6%
10	OPSI	59.9%

MeA and eAWB status at airport					
Who	Count	Signed MeA	%	Does eAWB	%
Airlines	21	19	90.5%	9	42.9%
FF Groups	49	19	38.8%	35	71.4%

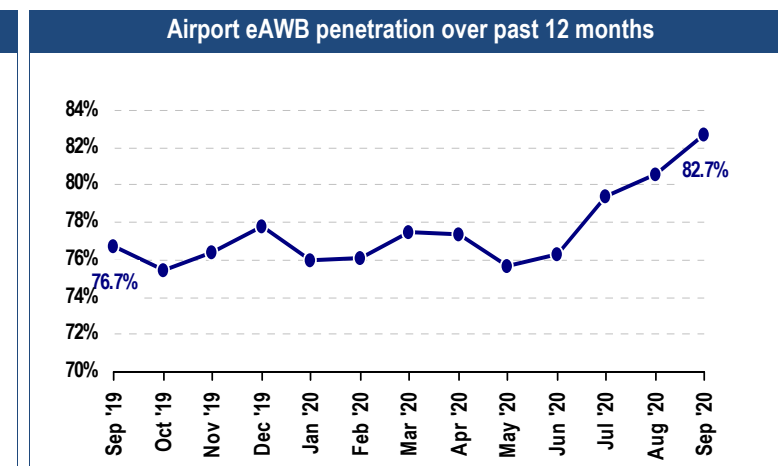
eAWB Airport Overview - September 2020



AIRPORT	CITY	COUNTRY	REGION	MP4 / MC99	SOP
TPE - Taoyuan	TPE - Taipei	TW - Chinese Taipei	North Asia	NONE	

Volume	
	(e)AWB
Total AWB	44,654
eAWB Network	42,866
eAWB Actual	35,461
eAWB Potential	7,405

eAWB penetration and change vs previous month		
	eAWB penetration %	Change p.p.
Taoyuan	82.7%	+2.1 p.p.
Chinese Taipei	83.6%	+2.0 p.p.
North Asia	74.7%	-1.1 p.p.



Top Airlines by eAWB penetration		
Rank	Airline	eAWB Penetration %
1	SQ - Singapore Airlines	99.3%
2	CX - Cathay Pacific	96.5%
3	LH - Lufthansa Cargo	95.4%
4	BR - EVA Air	94.4%
5	UA - United Airlines	88.8%
6	CI - China Airlines	88.4%
7	TK - THY - Turkish Airlines	83.7%
8	NH - All Nippon Airways	76.4%
9	KZ - Nippon Cargo Airlines (NCA)	75.1%
10	KL - KLM	73.9%

Top FF Groups by eAWB penetration (from top 20 by volume)		
Rank	FF Group	eAWB Penetration %
1	GLOBAL SKY EXPRESS	100.0%
2	DIMERCO EXPRESS	99.5%
3	NIPPON EXPRESS	97.6%
4	EXPEDITORS GROUP	97.5%
5	E & E TRANSPORT INTL	96.2%
6	KERRY FREIGHT	96.0%
7	KUEHNE + NAGEL	95.9%
8	MORRISON EXPRESS	95.0%
9	UPS - UNITED PARCEL SERVICE	93.2%
10	LEADER MUTUAL FREIGHT SYSTEMS	93.0%

MeA and eAWB status at airport					
Who	Count	Signed MeA	%	Does eAWB	%
Airlines	25	23	92.0%	15	60.0%
FF Groups	169	62	36.7%	151	89.3%

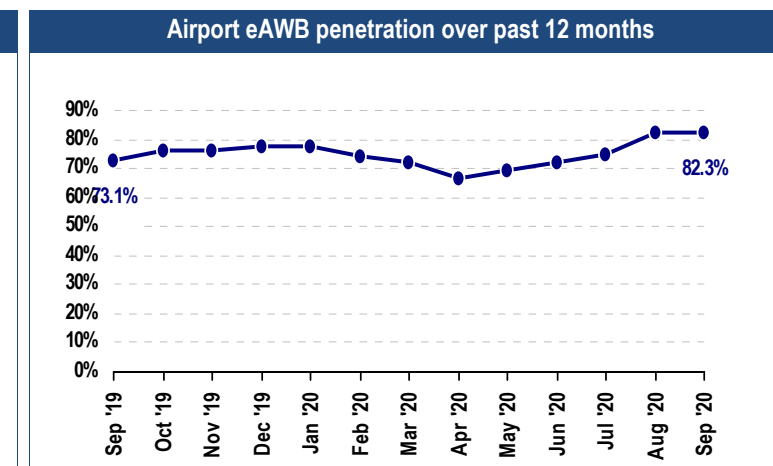
eAWB Airport Overview - September 2020



AIRPORT	CITY	COUNTRY	REGION	MP4 / MC99	SOP
TXL - Tegel	BER - Berlin	DE - Germany	Europe	MC99	

Volume	(e)AWB
Total AWB	1,638
eAWB Network	1,529
eAWB Actual	1,259
eAWB Potential	270

eAWB penetration and change vs previous month		
	eAWB penetration %	Change p.p.
Tegel	82.3%	-0.3 p.p.
Germany	74.3%	-0.3 p.p.
Europe	63.2%	-0.5 p.p.



Top Airlines by eAWB penetration		
Rank	Airline	eAWB Penetration %
1	AF - Air France	98.9%
2	KL - KLM	94.1%
3	CV - Cargolux	90.7%
4	LH - Lufthansa Cargo	86.8%
5	QR - Qatar Airways	79.1%
6	LX - SWISS	77.5%
7	EY - Etihad Airways	75.0%
8	TK - THY - Turkish Airlines	57.1%
9	CX - Cathay Pacific	57.1%
10	IB - IAG - IBERIA	57.1%

Top FF Groups by eAWB penetration (from top 20 by volume)		
Rank	FF Group	eAWB Penetration %
1	ATEGE	100.0%
2	EMO TRANS	100.0%
3	DFG - DHL GLOBAL FORWARDING	100.0%
4	DACHSER	100.0%
5	SCHENKER	98.0%
6	IN TIME KURIERSYSTEME	97.6%
7	IGLU AIR CARGO	97.2%
8	KUEHNE + NAGEL	93.9%
9	HEINRICH VON WIRTH	93.9%
10	RIECK SEA AIR CARGO	93.4%

MeA and eAWB status at airport					
Who	Count	Signed MeA	%	Does eAWB	%
Airlines	29	26	89.7%	15	51.7%
FF Groups	82	49	59.8%	64	78.0%

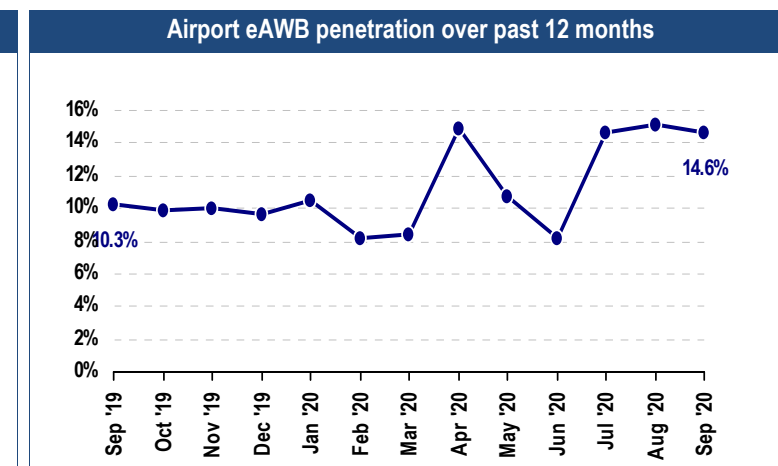
eAWB Airport Overview - September 2020



AIRPORT	CITY	COUNTRY	REGION	MP4 / MC99	SOP
UIO - Mariscal Sucre	UIO - Quito	EC - Ecuador	The Americas	Both	Yes

Volume	(e)AWB
Total AWB	9,551
eAWB Network	5,119
eAWB Actual	748
eAWB Potential	4,371

eAWB penetration and change vs previous month		
	eAWB penetration %	Change p.p.
Mariscal Sucre	14.6%	-0.5 p.p.
Ecuador	14.3%	-0.4 p.p.
The Americas	53.8%	-0.8 p.p.



Top Airlines by eAWB penetration		
Rank	Airline	eAWB Penetration %
1	KL - KLM	63.5%
2	CI - China Airlines	16.7%
3	5X - UPS Airlines	7.8%
4	TK - THY - Turkish Airlines	7.7%
5	AM - Aeromexico	2.7%
6	LH - Lufthansa Cargo	0.0%
7	LX - SWISS	0.0%
8	BA - IAG - British Airways	0.0%
9	CX - Cathay Pacific	0.0%
10	IB - IAG - IBERIA	0.0%

Top FF Groups by eAWB penetration (from top 20 by volume)		
Rank	FF Group	eAWB Penetration %
1	KUEHNE + NAGEL	38.4%
2	SERVICIOS AEREOS ECUATORIANOS	27.7%
3	ALIANZA LOGISTIKA TDGE	23.6%
4	DGF - DHL GLOBAL FORWARDING	23.1%
5	PANALPINA	0.8%
6	ECUADOR CARGO SYSTEMS	0.0%
7	OPERFLOR - OPERADORA FLORICOLA	0.0%
8	CHAMPION AIR CARGO	0.0%
9	REAL CARGA	0.0%
10	SISTEMAS AEREOS DE SADECOM - COMERCIO	0.0%

MeA and eAWB status at airport					
Who	Count	Signed MeA	%	Does eAWB	%
Airlines	26	21	80.8%	4	15.4%
FF Groups	39	20	51.3%	7	17.9%

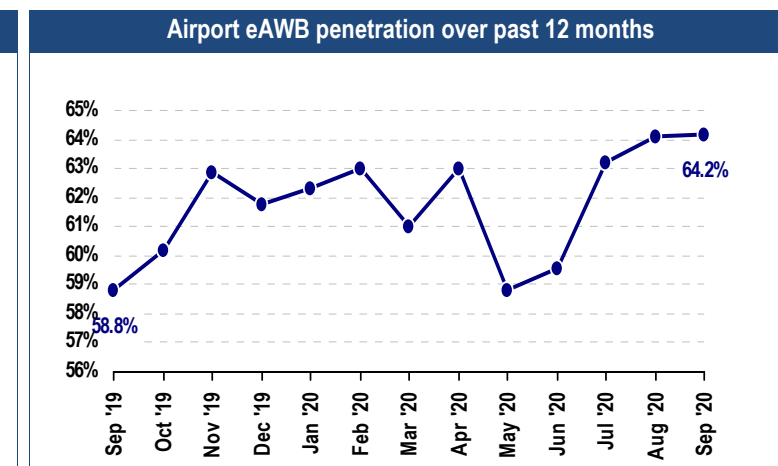
eAWB Airport Overview - September 2020



AIRPORT	CITY	COUNTRY	REGION	MP4 / MC99	SOP
VIE - Vienna International	VIE - Vienna	AT - Austria	Europe	MC99	

Volume	(e)AWB
Total AWB	5,376
eAWB Network	4,534
eAWB Actual	2,909
eAWB Potential	1,625

eAWB penetration and change vs previous month		
	eAWB penetration %	Change p.p.
Vienna International	64.2%	+0.1 p.p.
Austria	68.1%	+1.0 p.p.
Europe	63.2%	-0.5 p.p.



Top Airlines by eAWB penetration		
Rank	Airline	eAWB Penetration %
1	AF - Air France	91.5%
2	KL - KLM	91.3%
3	KE - Korean Air	86.5%
4	EY - Etihad Airways	84.6%
5	UA - United Airlines	76.2%
6	LH - Lufthansa Cargo	74.2%
7	QR - Qatar Airways	68.0%
8	TK - THY - Turkish Airlines	59.8%
9	CV - Cargolux	59.8%
10	BR - EVA Air	57.9%

Top FF Groups by eAWB penetration (from top 20 by volume)		
Rank	FF Group	eAWB Penetration %
1	NIPPON EXPRESS	96.7%
2	CEVA GROUP	95.2%
3	SCHENKER	92.0%
4	WORLD COURIER	91.7%
5	JAS FORWARDING	90.7%
6	HELLMANN WORLDWIDE LOGISTICS	90.5%
7	QUEHENBERGER AIR + OCEAN	88.1%
8	VAC SPEDITIONS	84.4%
9	LOGWIN AIR + OCEAN INTL	84.1%
10	DGF - DHL GLOBAL FORWARDING	82.9%

MeA and eAWB status at airport					
Who	Count	Signed MeA	%	Does eAWB	%
Airlines	42	32	76.2%	16	38.1%
FF Groups	54	32	59.3%	40	74.1%

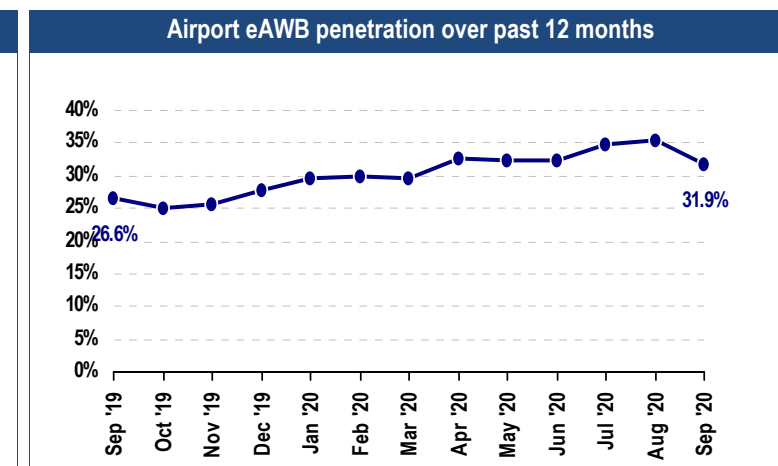
eAWB Airport Overview - September 2020



AIRPORT	CITY	COUNTRY	REGION	MP4 / MC99	SOP
WAW - Frederic Chopin	WAW - Warsaw	PL - Poland	Europe	MC99	

Volume	(e)AWB
Total AWB	2,821
eAWB Network	1,982
eAWB Actual	633
eAWB Potential	1,349

eAWB penetration and change vs previous month		
	eAWB penetration %	Change p.p.
Frederic Chopin	31.9%	-3.5 p.p.
Poland	41.4%	-3.7 p.p.
Europe	63.2%	-0.5 p.p.



Top Airlines by eAWB penetration		
Rank	Airline	eAWB Penetration %
1	SV - Saudi Arabian Airlines	87.5%
2	NH - All Nippon Airways	83.3%
3	KL - KLM	67.5%
4	AF - Air France	64.4%
5	KE - Korean Air	63.2%
6	CX - Cathay Pacific	40.0%
7	LH - Lufthansa Cargo	37.7%
8	BA - IAG - British Airways	27.8%
9	QR - Qatar Airways	25.9%
10	TK - THY - Turkish Airlines	24.3%

Top FF Groups by eAWB penetration (from top 20 by volume)		
Rank	FF Group	eAWB Penetration %
1	UPS - UNITED PARCEL SERVICE	86.7%
2	HELLMANN WORLDWIDE LOGISTICS	86.5%
3	ROHLIG	85.4%
4	SCHENKER	79.0%
5	OMEGAIR CARGO	71.4%
6	RGW EXPRESS	66.7%
7	KUEHNE + NAGEL	55.6%
8	DGF - DHL GLOBAL FORWARDING	53.2%
9	BOLLORE	35.9%
10	CARGO PARTNER	26.2%

MeA and eAWB status at airport					
Who	Count	Signed MeA	%	Does eAWB	%
Airlines	19	19	100.0%	12	63.2%
FF Groups	78	48	61.5%	40	51.3%

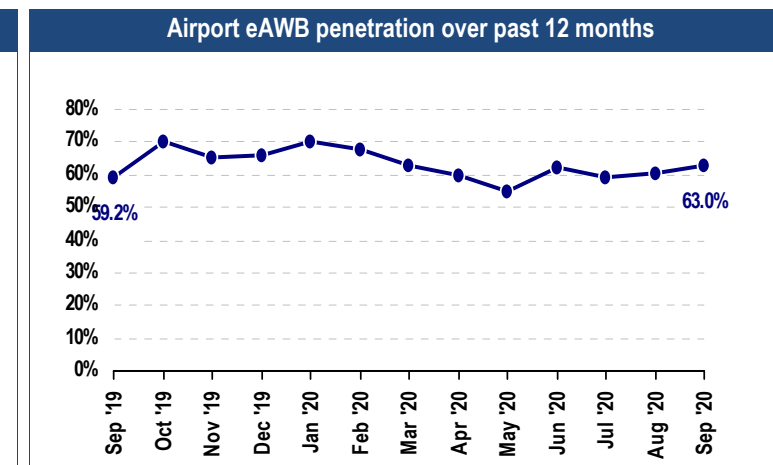
eAWB Airport Overview - September 2020



AIRPORT	CITY	COUNTRY	REGION	MP4 / MC99	SOP
YUL - Pierre Elliott Trudeau	YMQ - Montreal	CA - Canada	The Americas	Both	Yes

Volume	
	(e)AWB
Total AWB	3,198
eAWB Network	2,092
eAWB Actual	1,319
eAWB Potential	773

eAWB penetration and change vs previous month		
	eAWB penetration %	Change p.p.
Pierre Elliott Trudeau	63.0%	+2.6 p.p.
Canada	55.1%	-0.2 p.p.
The Americas	53.8%	-0.8 p.p.



Top Airlines by eAWB penetration		
Rank	Airline	eAWB Penetration %
1	KL - KLM	95.1%
2	AF - Air France	90.5%
3	NH - All Nippon Airways	85.7%
4	AA - American Airlines	85.5%
5	CX - Cathay Pacific	73.9%
6	LX - SWISS	68.1%
7	KE - Korean Air	65.1%
8	LH - Lufthansa Cargo	60.6%
9	BR - EVA Air	55.2%
10	5X - UPS Airlines	52.3%

Top FF Groups by eAWB penetration (from top 20 by volume)		
Rank	FF Group	eAWB Penetration %
1	PRESTIGE CARGO SERVICES	100.0%
2	AGILITY	97.9%
3	GEODIS	97.2%
4	BOLLORE	94.4%
5	HELLMANN WORLDWIDE LOGISTICS	90.6%
6	DGF - DHL GLOBAL FORWARDING	89.8%
7	WORLD COURIER	85.3%
8	DELMAR INTL	83.6%
9	FEDEX TRADE NETWORK	83.3%
10	HITEK LOGISTIC	81.8%

MeA and eAWB status at airport					
Who	Count	Signed MeA	%	Does eAWB	%
Airlines	36	30	83.3%	14	38.9%
FF Groups	146	108	74.0%	79	54.1%

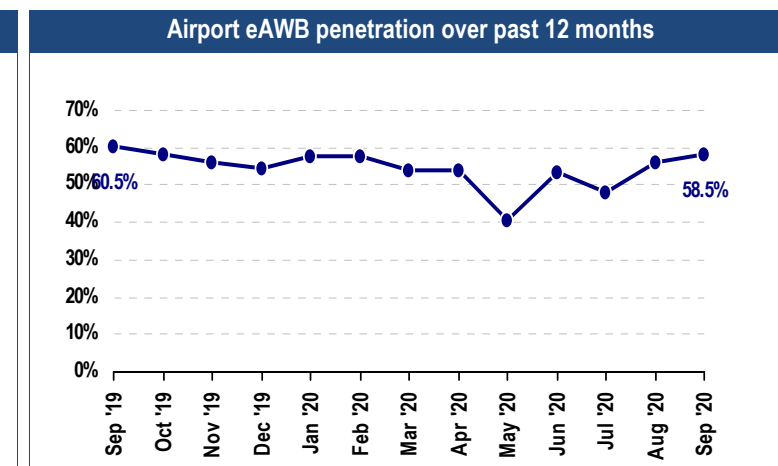
eAWB Airport Overview - September 2020



AIRPORT	CITY	COUNTRY	REGION	MP4 / MC99	SOP
YVR - Vancouver Int'l	YVR - Vancouver	CA - Canada	The Americas	Both	Yes

Volume	(e)AWB
Total AWB	4,223
eAWB Network	2,835
eAWB Actual	1,659
eAWB Potential	1,176

eAWB penetration and change vs previous month		
	eAWB penetration %	Change p.p.
Vancouver Int'l	58.5%	+2.2 p.p.
Canada	55.1%	-0.2 p.p.
The Americas	53.8%	-0.8 p.p.



Top Airlines by eAWB penetration		
Rank	Airline	eAWB Penetration %
1	AF - Air France	89.7%
2	KL - KLM	87.9%
3	BR - EVA Air	80.5%
4	CX - Cathay Pacific	78.3%
5	LH - Lufthansa Cargo	75.3%
6	AM - Aeromexico	66.7%
7	BA - IAG - British Airways	66.7%
8	CV - Cargolux	60.0%
9	NH - All Nippon Airways	58.0%
10	TK - THY - Turkish Airlines	41.4%

Top FF Groups by eAWB penetration (from top 20 by volume)		
Rank	FF Group	eAWB Penetration %
1	WORLD COURIER	95.2%
2	GEODIS	93.3%
3	DSV AIR & SEA	93.0%
4	INTL FASTLINE FORWARDING	91.8%
5	FLYING FRESH AIR FREIGHT	91.4%
6	AGILITY	88.2%
7	UPS - UNITED PARCEL SERVICE	86.5%
8	SCHENKER	85.3%
9	DGF - DHL GLOBAL FORWARDING	85.1%
10	KWE - KINTETSU WORLD EXPRESS	85.0%

MeA and eAWB status at airport					
Who	Count	Signed MeA	%	Does eAWB	%
Airlines	34	26	76.5%	13	38.2%
FF Groups	131	90	68.7%	62	47.3%

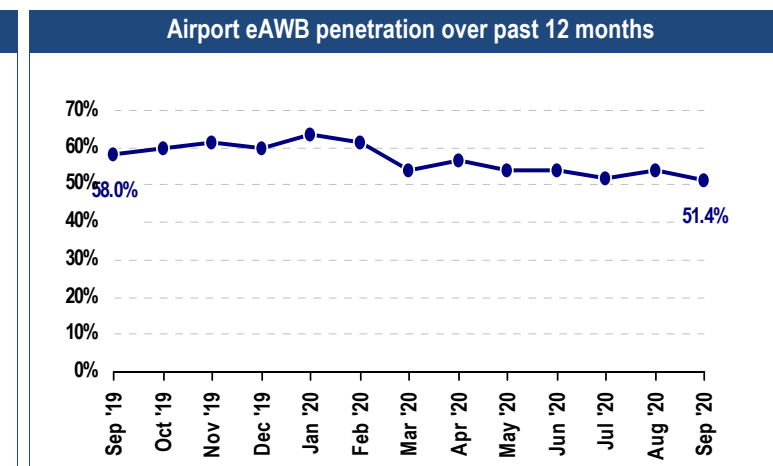
eAWB Airport Overview - September 2020



AIRPORT	CITY	COUNTRY	REGION	MP4 / MC99	SOP
YYZ - Pearson International	YTO - Toronto	CA - Canada	The Americas	Both	Yes

Volume	
	(e)AWB
Total AWB	7,355
eAWB Network	4,542
eAWB Actual	2,336
eAWB Potential	2,206

eAWB penetration and change vs previous month		
	eAWB penetration %	Change p.p.
Pearson International	51.4%	-2.6 p.p.
Canada	55.1%	-0.2 p.p.
The Americas	53.8%	-0.8 p.p.



Top Airlines by eAWB penetration		
Rank	Airline	eAWB Penetration %
1	AF - Air France	89.4%
2	KL - KLM	85.2%
3	LH - Lufthansa Cargo	78.6%
4	CX - Cathay Pacific	72.2%
5	AA - American Airlines	71.9%
6	EY - Etihad Airways	46.0%
7	5X - UPS Airlines	41.5%
8	TK - THY - Turkish Airlines	41.5%
9	BR - EVA Air	41.2%
10	LX - SWISS	34.0%

Top FF Groups by eAWB penetration (from top 20 by volume)		
Rank	FF Group	eAWB Penetration %
1	SCHENKER	97.8%
2	EXPEDITORS GROUP	91.6%
3	DGF - DHL GLOBAL FORWARDING	90.7%
4	APEX SUPPLY CHAIN MANAGEMENT	88.2%
5	AGILITY	87.5%
6	CEVA GROUP	85.4%
7	ARAMEX - ARAB AMERICAN EXPRESS	83.3%
8	BOLLORE	81.2%
9	UPS - UNITED PARCEL SERVICE	79.1%
10	WORLD COURIER	76.2%

MeA and eAWB status at airport					
Who	Count	Signed MeA	%	Does eAWB	%
Airlines	43	30	69.8%	18	41.9%
FF Groups	194	131	67.5%	111	57.2%

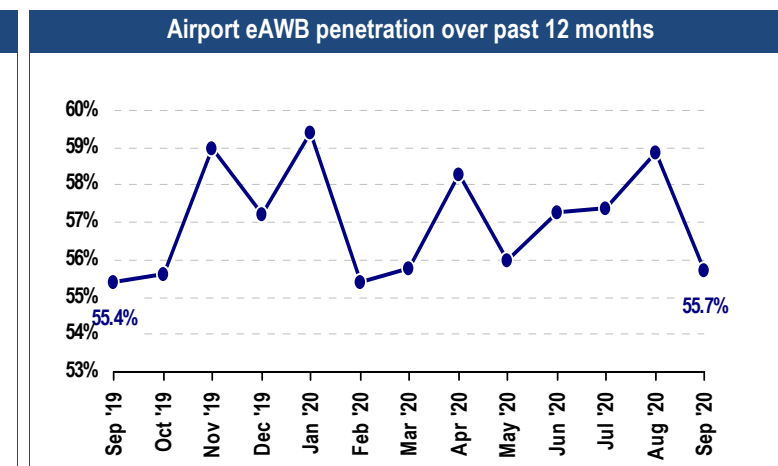
eAWB Airport Overview - September 2020



AIRPORT	CITY	COUNTRY	REGION	MP4 / MC99	SOP
ZRH - Kloten	ZRH - Zurich	CH - Switzerland	Europe	Both	Yes

Volume	
	(e)AWB
Total AWB	13,109
eAWB Network	11,756
eAWB Actual	6,551
eAWB Potential	5,205

eAWB penetration and change vs previous month		
	eAWB penetration %	Change p.p.
Kloten	55.7%	-3.2 p.p.
Switzerland	62.5%	-2.6 p.p.
Europe	63.2%	-0.5 p.p.



Top Airlines by eAWB penetration		
Rank	Airline	eAWB Penetration %
1	KE - Korean Air	91.5%
2	EY - Etihad Airways	91.2%
3	SQ - Singapore Airlines	86.1%
4	AF - Air France	84.1%
5	KL - KLM	79.7%
6	UA - United Airlines	79.6%
7	TK - THY - Turkish Airlines	70.4%
8	AA - American Airlines	62.3%
9	BA - IAG - British Airways	57.2%
10	QR - Qatar Airways	54.5%

Top FF Groups by eAWB penetration (from top 20 by volume)		
Rank	FF Group	eAWB Penetration %
1	NOVA TRAFFIC	93.5%
2	DACHSER	87.6%
3	SCHNEIDER & CO	87.2%
4	ATM GLOBAL LOGS	86.8%
5	AGILITY	83.1%
6	GENERAL TRANSPORT	76.7%
7	SCHENKER	74.1%
8	TRANS SPED	69.3%
9	MAT TRANSPORT	67.5%
10	NATCO AG INTERNATIONALE TRANSPORTE	67.1%

MeA and eAWB status at airport					
Who	Count	Signed MeA	%	Does eAWB	%
Airlines	50	34	68.0%	21	42.0%
FF Groups	105	55	52.4%	72	68.6%



Website
iata.org/cargo



Email
cargo@iata.org



Cargo Tracker
iata.org/optin



Twitter
twitter.com/iata